

HSF



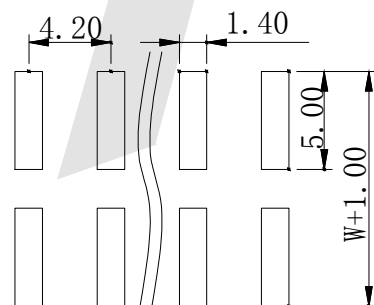
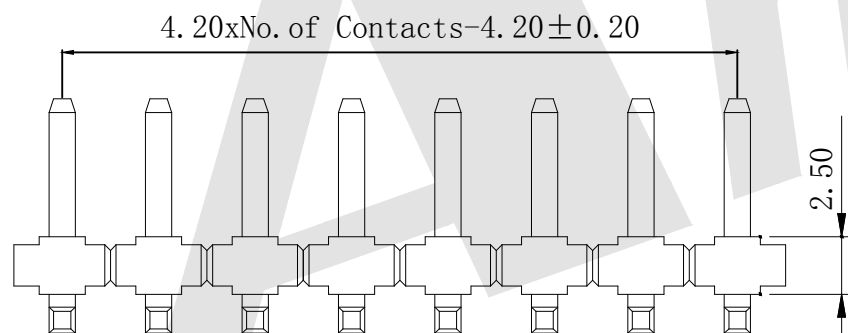
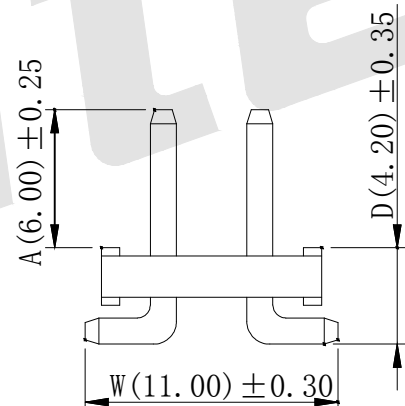
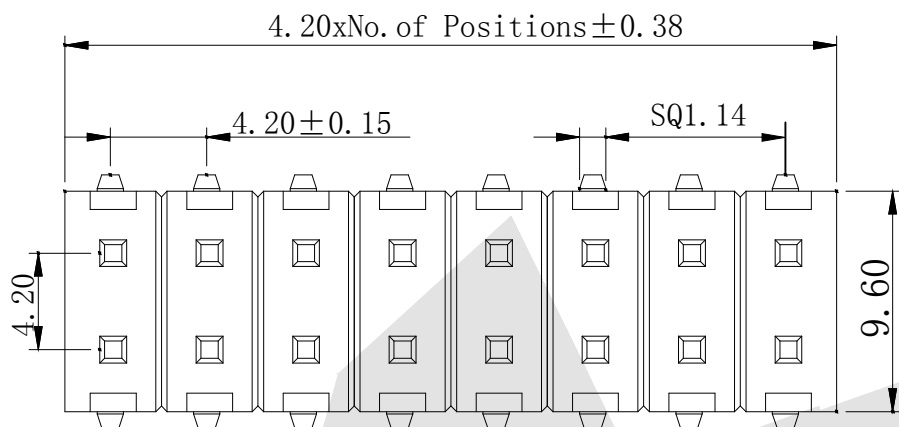
# SPECIFICATION

Current Rating: 7 Amp  
 Insulation Resistance: 1000MΩ min  
 Contact Resistance: 20mΩ max  
 Dielectric Voltage: 1000V AC for one minute  
 Insulator Material: LCP,UL 94V-0  
 Terminal: Copper Alloy  
 Standard Plating: Tin Plated

### Ordering Code:

PHHM01 - X - X - S - A-D-W - X - X  
 ① ② ③ ④ ⑤ ⑥ ⑦

- ① Series No:
- ② No. of Contacts  
02 To 40
- ③ Contact Plating:  
G0:Gold flash S0:Selective  
G1:3u" Gold S1:Selective 3u"  
G2:5u" Gold S2:Selective 5u"  
G3:10u" Gold S3:Selective 10u"  
G4:15u" Gold S4:Selective 15u"  
G5:30u" Gold S5:Selective 30u"  
SN:Tin
- ④ Connector Type  
S:Single
- ⑤ Pin Length:  
A:0600=6.00mm  
D:0420=4.20mm  
W:1100=11.00mm  
Please mark the desired length in the A/D/B/W
- ⑥ Insulator Material  
B:PA6T  
C:LCP  
E:PA9T
- ⑦ Packing:  
A:Tray  
B:Bag  
T:Tube  
U:Tube+CAP  
R:Tape&Reel  
W:Tape&Reel+CAP



Recommended PCB Layout  
(PCB TOLERANCE ±0.05)

Standard IE P/N :

A	D	W	Unless Otherwise specified tolerance	
6.00	4.20	11.00	X. ±0.35	X.XX: ±0.20
			X.X: ±0.25	X.XXX: ±0.15

**Antenk**® ANTENK ELECTRONICS CO., LTD  
 Http://www.antenk.com  
 E-mail:sales@antenk.com

Optional	SCALE: As Shown	UNIT: mm
	DRAW Lv Xun Hua	DATE 15/04/2019
	CHECK BobYang	DATE 15/04/2019

TITLE:  
4.20 Pin Header DUAL row H=2.50mm SMT Type

DRAWING NO: PHHM01-XXS-ADW-XX  
 PRODUCT NO: PHHM01-XXS-ADW-XX

REV	DESCRIPTION	DATE
1		
3		
5		

