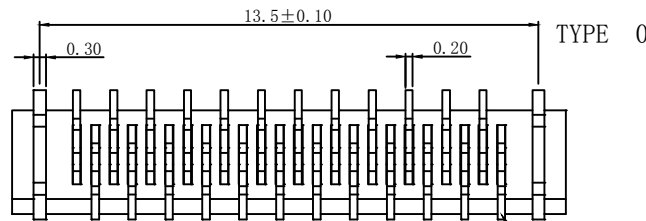


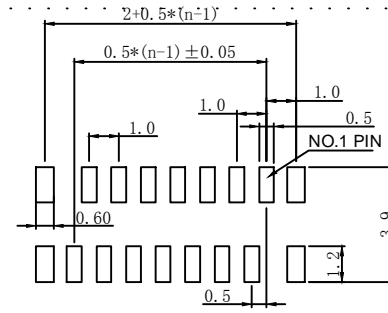
HSF



ROHS



正脚线路板
Positive-needle Circuit Board



正脚线路板
Positive-needle circuit board

SPECIFICATIONS

Poles: 4~40
Voltage rating: AC, DC, 50V (50HZ)
Current rating: 0.4A AC, DC
Withstand voltage: 200V AC/Minute
Working temperature: -25°C+85°C
Insulation resistance: ≥100MΩ
Contact resistance: ≤0.02Ω
Material: PA46, UL94V-0

PACKAGE
Pipe package
winding package

Ordering Code:

$$\text{FPC0.5} - \text{XX} - \text{SM} - \text{B} - \text{X} - \text{X} - \text{X} - \text{X} - \text{1}$$

① ② ③ ④ ⑤ ⑥ ⑦ ⑧

① 0.5mm FPC Series

② Contact NO:
XX=XXpin
For example:
24=24pin

③ APPEARANCE:
RM: SMT Right Angle
RT: DIP Right Angle
SM: SMT Straight
ST: DIP Straight

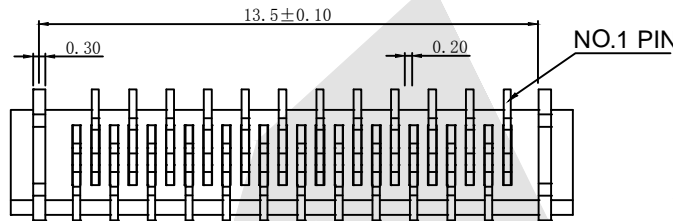
④ Contact type:
B: Dual contact

⑤ Packing Type:
T: Tube packing
A: tray packing
R: tape & reel

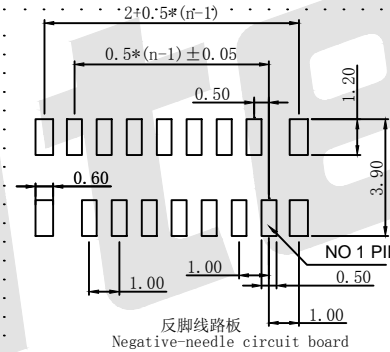
⑥ Other option:
0: Type 0, standard footprint
1: Type 1, reverse footprint

⑦ Plating:
G0: Gold flash
G1: 3U" gold
SN: MATT-TIN90-120U"
S0: SELECTIVE GOLD
S1: SELECTIVE GOLD 3U"

⑧ Series number:
1

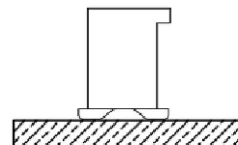
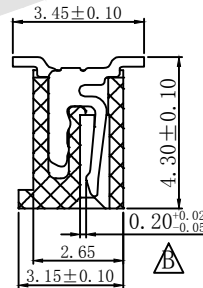
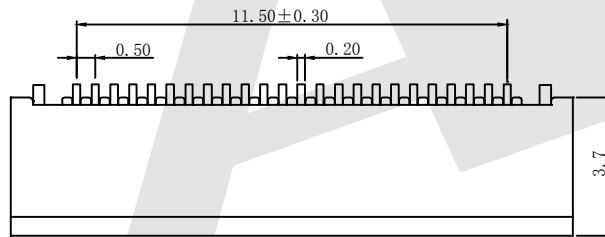


反脚线路板
Negative-needle Circuit Board

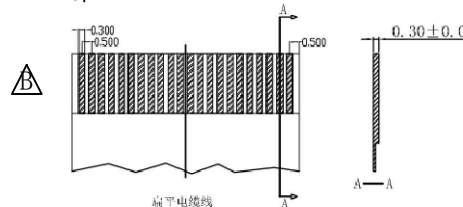
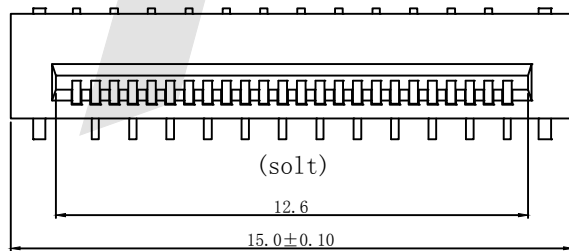


反脚线路板
Negative-needle circuit board

TYPE 1



产品焊脚贴板间隙
≤ 0.10mm



Unless Otherwise specified tolerance
X. ±0.35 X.XX: ±0.20
X.X: ±0.25 X.XXX: ±0.15

SCALE: As Shown	UNIT: mm
DRAW Jack Bao	DATE 10/10/2018
CHECK BobYang	DATE 10/10/2018

Antenk® ANTENK ELECTRONICS CO., LTD
Http://www.antenk.com
E-mail:sales@antenk.com

TITLE: 0.5mm FPC, SMT Straight, Bottom Contact

DRAWING NO: FPC0.5-XXSMBXXX1

PRODUCT NO: FPC0.5-XXSMBXXX1



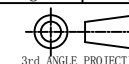
REV

按实物修改截面尺寸、增加排线图

DESCRIPTION

2018.08.17

DATE



3rd ANGLE PROJECTION