

HSF



	15pin	26pin	44pin
A	16.92	25.25	38.96
B	24.99	33.32	47.04
C	30.80	39.10	53.00

Material:

Housing) : Temperature Thermoplastics, PBT+G.F UL 94V-0

Contact: Brass or Bronze

Shell: 0.35T Steel Nickel Plating All Area

Electical Characteristics :

Current Rating: 5A

Contact Resistance: 20 milliohms Max

Withstanding Voltage: 500V AC For 1 Minute

Insulation Resistance: 1000 Megohms Min

Operating Temperature: -55° C to +105° C

Ordering Code:

HDP01 - M - X - X - X - X - X

① ② ③ ④ ⑤ ⑥ ⑦

① Three Row Straight DIP

② Contact Type:
M:Male

③ Contact NO. :
15=15pin
26=26pin
44=44pin

④ Mounting Option:
A: No accessories
B: Rear Rivet
C: Front Rivet
D: Groudstand-off on real shell
E: Front rivet+Groundstand-off on real shell

⑤ Accessories:

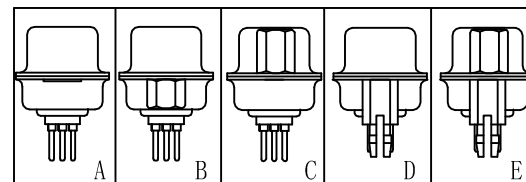
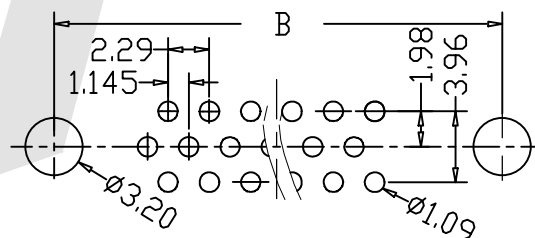
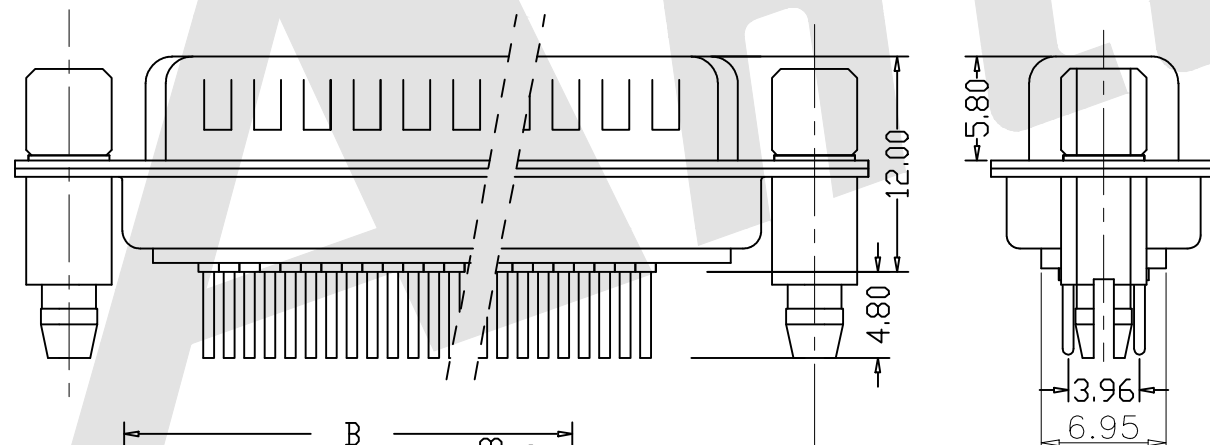
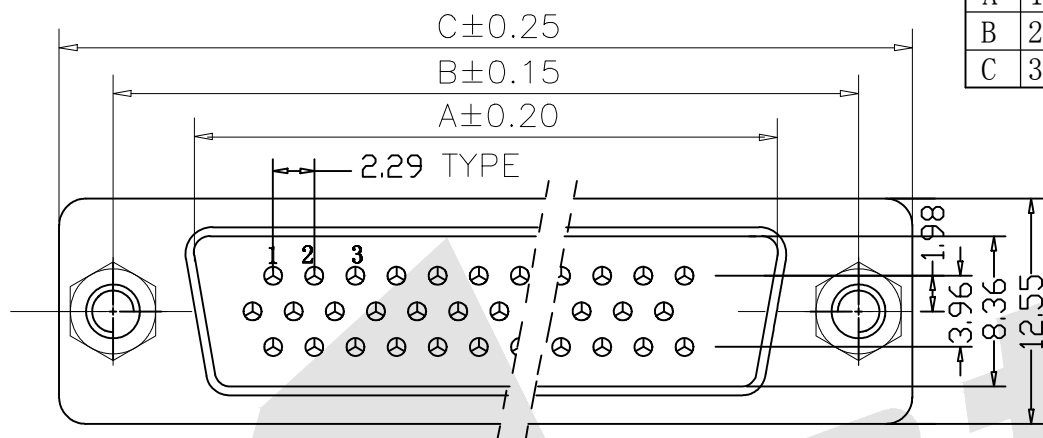
O:Non Accessories
A: Zinc alloy 4.8mm Nickel
A1:Zinc alloy 5.8mm Nickel
B: Iron 4.8mm Nickel
B1:Iron 5.8mm Nickel
C: Copper alloy 4.8mm Nickel
C1:Copper alloy 5.8mm Nickel
D: Copper screw 4.8mm Nickel
D1:Copper screw 5.8mm Nickel

⑥ Color Code:

W:White L:Blue
B:Black G:Grey

⑦ Contact Plating

S: Selective Gold
S1:Selective 3u" Gold
S2:Selective 5u" Gold
S3:Selective 10u" Gold
S4:Selective 15u" Gold
S5:Selective30u" Gold
G0: Gold flash
G1: 3u" Gold over
G2: 5u" Gold over
G3: 10u" Gold over
G4: 15u" Gold over
G5: 30u" Gold over



Unless Otherwise specified tolerance

X. ±0.35 X.XX: ±0.20
X.X: ±0.25 X.XXX: ±0.15

SCALE: As Shown UNIT: mm

DRAW Lv Xun Hua DATE 19/03/2019

CHECK BobYang DATE 19/03/2019



Antenk ANTENK ELECTRONICS CO., LTD
Http://www.antenk.com
E-mail:sales@antenk.com

TITLE: D-SUB PCB Male Three Row Straight (stamped Pin)

DRAWING NO: HDP01-MXXXXX

PRODUCT NO: HDP01-MXXXXX

REV DESCRIPTION DATE

1 2 3 4 5 6 7 8