

HSF



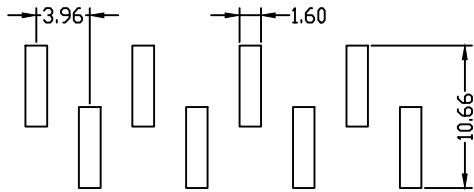
SPECIFICATION

Current Rating: 7 Amp
 Insulation Resistance: 1000M ohms min
 Contact Resistance: 20M ohms max
 Dielectric Withstanding: AC500V
 Operating Temperature: -65°C to +125°C
 Contact Material: Brass
 Insulator Material: LCP,UL 94V-0 Black

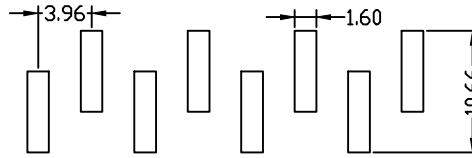
Ordering Code:

PHFM02 - X - X - S - A-C-D-W - X - X - X
 ① ② ③ ④ ⑤ ⑥ ⑦ ⑧

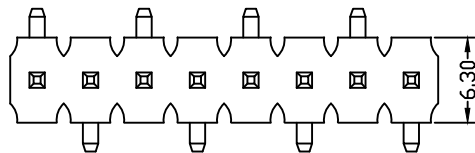
- ① Series No:
- ② No. of Contacts
01 To 40
- ③ Contact Plating:
G0:Gold flash S0:Selective
G1:3u" Gold S1:Selective 3u"
G2:5u" Gold S2:Selective 5u"
G3:10u" Gold S3:Selective 10u"
G4:15u" Gold S4:Selective 15u"
G5:30u" Gold S5:Selective 30u"
SN:Tin
- ④ Connector Type
S:Single
- ⑤ Pin Length:
A:1080=10.8mm
C:0836=8.36mm
D:0085=0.85mm
W:1080=10.8mm
Please mark the desired length in the A/C/D/W
- ⑥ Insulator Material
B:PA6T
C:LCP
E:PA9T
- ⑦ Packing:
A:Tray B:Bag
T:Tube U:Tube+CAP
R:Tape&Reel
W:Tape&Reel+CAP
- ⑧ PCB Layout Option
A:Type A
B:Type B



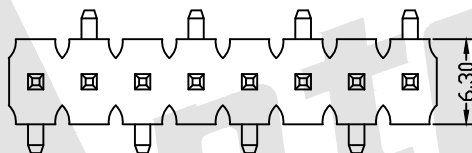
Type A
PCB LAYOUT



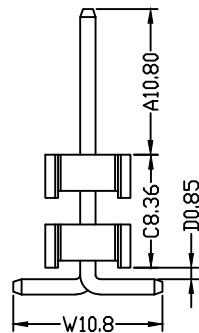
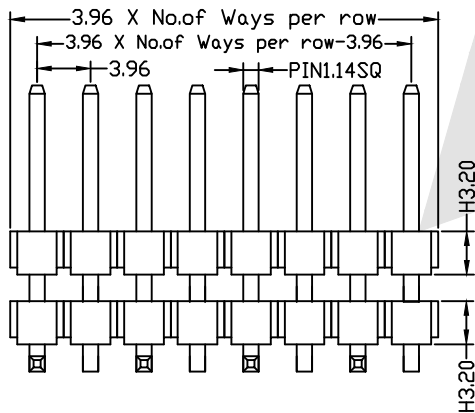
Type B
PCB LAYOUT



Type A



Type B



Standard IE P/N :

PHFM02-10-G0-S-1080-0836-0085-1080-C-B-B

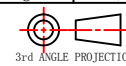
A	C	D	W	Unless Otherwise specified tolerance	
10.8	8.36	0.85	10.8	X. ±0.35	X.XX: ±0.20
				X.X: ±0.25	X.XXX: ±0.15

Antenk ANTENK ELECTRONICS CO., LTD
 Http://www.antenk.com
 E-mail:sales@antenk.com

Optional	SCALE: As Shown	UNIT: mm
	DRAW YG ZHONG	DATE 01/05/2016
	CHECK BobYang	DATE 01/05/2016

TITLE:
3.96mm Pin Header Single Row Dual Insulator SMT Type

2016/10/25
DATE



DRAWING NO: PHFM02-XXS-1080-0836-0085-1080-XXX
 PRODUCT NO: PHFM02-XXS-1080-0836-0085-1080-XXX

REV	Increase packing method and material
	DESCRIPTION