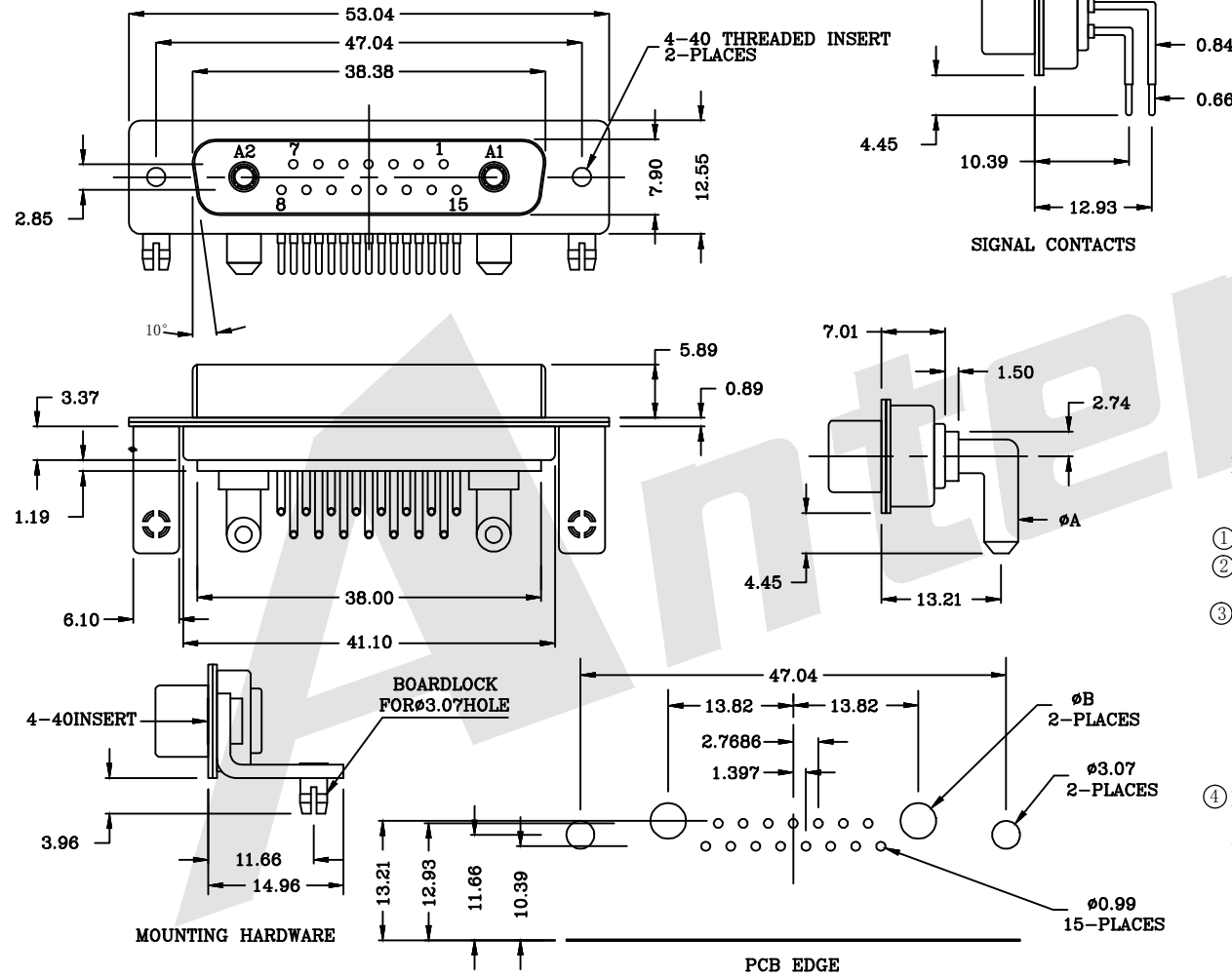


HSF



**SPECIFICATIONS:**

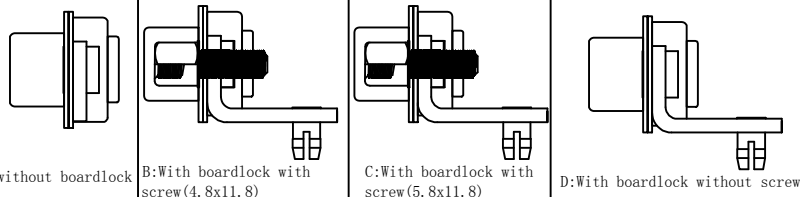
**ELECTRICAL:**  
 INSULATOR RESISTANCE: 5,000 MegOHMS Min.  
 DIELECTRIC WITHSTANDING: 1,000 VAC r. m. s.  
 OPERATING TEMPERATURE: -55°C ~ +125°C  
 CONTACT RESISTANCE: 30 MILLIOHMS Max.  
 POWER PINS: SEE PART No. BELOW  
**MECHANICAL:**  
 CONTACT INSERTION FORCE: 4.5kg Max  
 CONTACT SEPARATOR FORCE: 0.3kg Min  
**MATERIALS:**  
 CONTACTS: BRASS  
 INSULATOR: PBT UL94V-0 RATED, 230°C PROCESS TEMP.

**SHELL Material:** STEEL  
**SHELL FINISH:** NICKEL

Ordering Code:

PDR17W2 -F -G0 -B -20 -X  
 ① ② ③ ④ ⑤ ⑥

- ① Series
- ② Contact Type:  
M:Male F:Female
- ③ Contact NO. :  
G0: Gold flash  
G1: 3u" Gold  
G2: 5u" Gold  
G3: 10u" Gold  
G4: 15u" Gold  
G5: 30u" Gold
- ④ Insulation Color Code:  
B:Black L:Blue  
W:White
- ⑤ Power AMP:  
10 = 10AMPS;  
20 = 20AMPS;  
30 = 30AMPS;  
40 = 40AMPS;
- ⑥ Contact No:  
A: without boardlock  
B: B: With boardlock with screw(4.8x11.8)  
C: C: With boardlock with screw(5.8x11.8)  
D: D: With boardlock without screw

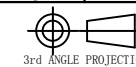


Current Rating	Dimension	Dimension
	φ A	φ B
40 AMPS	φ3.75	φ4.20
30 AMPS	φ3.20	φ3.80
20 AMPS	φ2.8	φ3.28
10 AMPS	φ1.7	φ2.20

Unless Otherwise specified tolerance  
 X. ±0.35 X.XX: ±0.20  
 X.X: ±0.25 X.XXX: ±0.15

**Antenk** ANTENK ELECTRONICS CO., LTD  
 Http://www.antenk.com  
 E-mail:sales@antenk.com

SCALE: As Shown UNIT: mm  
 DRAW Lv Xun Hua DATE 30/04/2019  
 CHECK BobYang DATE 30/04/2019



TITLE:  
 POWER D-SUB 17W2 Right Angle PCB-FEMALE TYPE  
 DRAWING NO: PDR17W2-FXXXX  
 PRODUCT NO: PDR17W2-FXXXX

REV DESCRIPTION DATE