

PIN NO	A	B	C
10	5.10	1.60	3.50
20	7.10	3.60	5.50
22	7.50	4.00	5.90
40	11.10	7.60	9.50
50	13.10	9.60	11.50
100	23.10	19.60	21.50

SPECIFICATIONS:

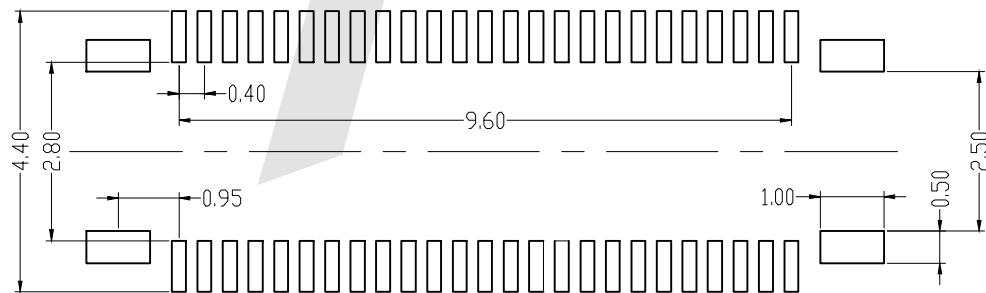
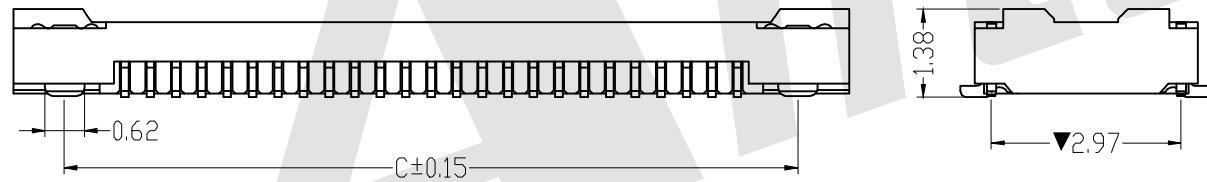
Current Rating:0.5A
 Voltage Rating:50V AC/DC
 Withstanding voltage:150V AC Ong minute
 Contact Resistance:50milliohm Max
 Insulation Resistance:100Megohm Min
 Operation Temperature:-20°C to +105°C

Insulator:LCP (UL94V-0) Black
 Contact Material:Phosphor Btonze
 Contact plating:Au or Sn over Ni

Ordering Code:


BB0.4 - F - 1.5 - X - X - X - 01
 ① ② ③ ④ ⑤ ⑥ ⑦

- ① Series NO:
0.4mm Board to Board connector
- ② M:Male F:Female
- ③ mating Height:
1.5=1.5mm
- ④ NO. of contacts:
see table
For example
10:10poles
- ⑤ Contact Plating
G0: Gold flash
G1: 3u" Gold
G2: 5u" Gold
G3: 10u" Gold
G4: 15u" Gold
G5: 30u" Gold
SN: Tin
- ⑥ Packing
T:Tube A:Tray
B:Bag U:Tube+CAP
R:tape&Reel
W:tape&Reel+CAP
- ⑦ serial number:
01



RECOMMENDED PCB LAYOUT

Unless Otherwise specified tolerance
 X. ±0.35 X.XX: ±0.20
 X.X: ±0.25 X.XXX: ±0.15

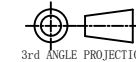
 ANTENK ELECTRONICS CO.,LTD
 Http://www.antenk.com
 E-mail:sales@antenk.com

SCALE: As Shown	UNIT: mm
DRAW Mo Guo Xuan	DATE 12/11/2018
CHECK BobYang	DATE 12/11/2018

TITLE: 0.4mm Board to Board connector,
Female , mating Height=1.5mm

DRAWING NO: BB0.4F-1.5XXX01

PRODUCT NO: BB0.4F-1.5XXX01



REV	DESCRIPTION	DATE