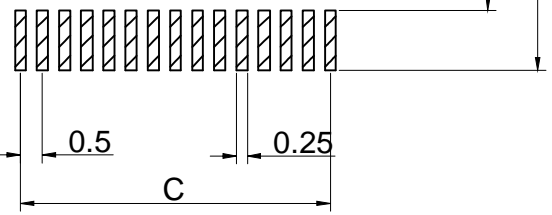
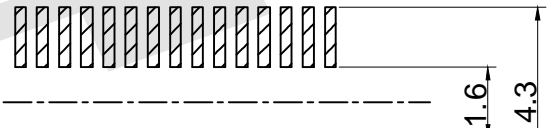
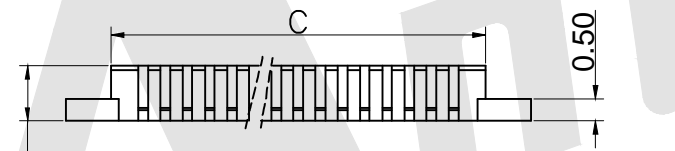
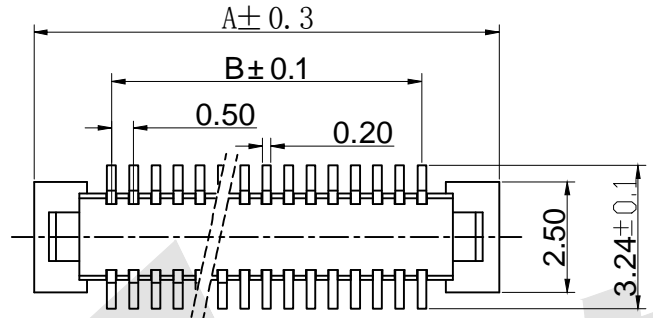




NO. of contacts	dimension		
	A	C	B
04	5.00	2.90	1.50
05	5.50	3.40	2.00
06	6.00	3.90	2.50
07	6.50	4.40	3.00
08	7.00	4.90	3.50
09	7.50	5.40	4.00
10	8.00	5.90	4.50
11	8.50	6.40	5.00
12	9.00	6.90	5.50
13	9.50	7.40	6.00
14	10.00	7.90	6.50
15	10.50	8.40	7.00
16	11.00	8.90	7.50
17	11.50	9.40	8.00
18	12.00	9.90	8.50
19	12.50	10.40	9.00
20	13.00	10.90	9.50
21	13.50	11.40	10.00
22	14.00	11.90	10.50
23	14.50	12.40	11.00
24	15.00	12.90	11.50
25	15.50	13.40	12.00
26	16.00	13.90	12.50
27	16.50	14.40	13.00
28	17.00	14.90	13.50
29	17.50	15.40	14.00
30	18.00	15.90	14.50
31	18.50	16.40	15.00
32	19.00	16.90	15.50
33	19.50	17.40	16.00
34	20.00	17.90	16.50
35	20.50	18.40	17.00
36	21.00	18.90	17.50
37	21.50	19.40	18.00
38	22.00	19.90	18.50
39	22.50	20.40	19.00
40	23.00	20.90	19.50
41	23.50	21.40	20.00
42	24.00	21.90	20.50
43	24.50	22.40	21.00
44	25.00	22.90	21.50
45	25.50	23.40	22.00
46	26.00	23.90	22.50
47	26.50	24.40	23.00
48	27.00	24.90	23.50
49	27.50	25.40	24.00
50	28.00	25.90	24.50
51	28.50	26.40	25.00
52	29.00	26.90	25.50
53	29.50	27.40	26.00
54	30.00	27.90	26.50
55	30.50	28.40	27.00



PCB LAYOUT

Electrical
 Current Rating:0.5A
 Voltage Rating:50V AC/DC
 Contact Resistance:50milliohm Max
 Insulation Resistance:100Megohm Min
 Operation Temperature:-20°C to +105°C

Housing Material:PA9T+30%G.F(UL94V-0)
 Contact Material:Phosphor Btonze
 Contact plating:Au or Sn over Ni

Ordering Code:

BB0.5 - M - X - X - X - X - X - 03
 ① ② ③ ④ ⑤ ⑥ ⑦ ⑧

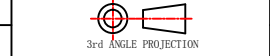
- ① Series NO:
0.5mm Board to Board connector
- ② M:Male F:Female
- ③ Mating Height:
1.5=1.5H
2.0=2.0H
2.5=2.5H
- ④ No of contacts per row:
see table
For example
04:04poles
- ⑤ Contact Plating
G0: Gold flash
G1: 3u" Gold
G2: 5u" Gold
G3: 10u" Gold
G4: 15u" Gold
G5: 30u" Gold
SN:Tin
- ⑥ Packing
T:Tube A:Tray
B:Bag U:Tube+CAP
R:tape&Reel
W:tape&Reel+CAP
- ⑦ locating pegs type
A:without locating pegs
B:with locating pegs
- ⑧ serial number: 03

Unless Otherwise specified tolerance
 X. ±0.35 X.XX: ±0.20
 X.X: ±0.25 X.XXX: ±0.15

ANTEK ELECTRONICS CO.,LTD
 Http://www.antenk.com
 E-mail:sales@antenk.com

SCALE: As Shown	UNIT: mm
DRAW Mo Guo Xuan	DATE 09/11/2018
CHECK BobYang	DATE 09/11/2018

TITLE: 0.5mm Board to Board connector, Male without locating pegs type, mating Height=1.5-2.5mm



DRAWING NO: BB0.5M-XXXXX03
 PRODUCT NO: BB0.5M-XXXXX03

REV	DESCRIPTION	DATE
	Chang BB0.5M-1.5-2.5XXXXX03to BB0.5M-XXXXX03	19. 4. 29