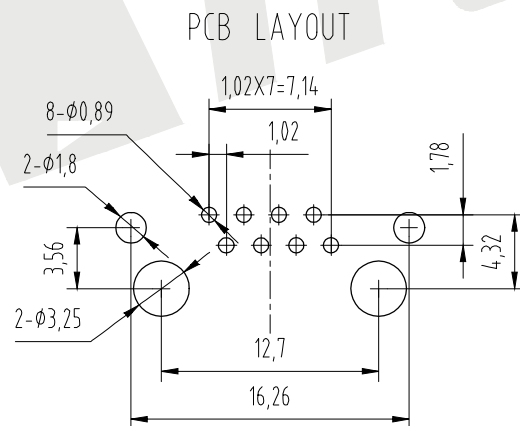
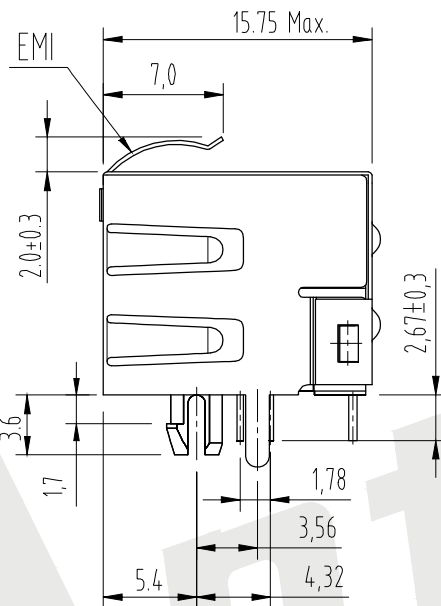
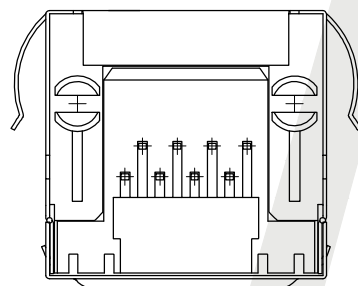
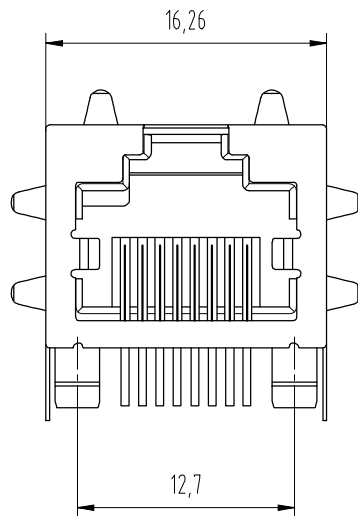


HSF



PC Board Layout
Component Side Shown

NOTES:

MATERIAL:

- HOUSING MATERIAL: GLASS FILLED POYESTER UL94V-0.
- CONTACT MATERIAL: PHOSPHOR BRONZE $t=0.3\text{mm}$
- PLATING: SELECTING GOLD PLATING $1\mu \sim 50\mu$ OVER NICKEL IN CONTACT AREA. 150μ TIN PLATIN. OVER NICKEL IN SOLDER AREA
- SHIELD: 0.2mm THICKNESS COPPER WITH NICKEL PLATE ELECTRICAL

MECHANICAL

- VOLTAGE RATING: 125VAC RMS
- CURRENT RATING: 1.5AMP
- CONTACT RESISTANCE: 30MILLIOHMS MAX
- INSULATION RESISTANCE 500MEGOHMS MIN @500V DC
- DIELECTRIC WITHSTANDING RESISTANCE: 1000V AC RMS 50Hz. 1MIN

1. DURRABILITY: 750 CYCLES MIN

2. PCB RETENTTON PRB-SOLDER: 1 LB MIN REVRONMENTAL

1. STORAGE: -40° C TO 85° C

2. OPERATION: 0° C TO 70° C

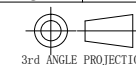
Order code:

ATRJ5621 - 8P - 8C - X - C - A - A
① ② ③ ④ ⑤ ⑥ ⑦

- ① SERIES NO:
- ② NUMBER OF POSITIONS (10P, 8P, 6P, 4P)
- ③ NUMBER OF CONTACTS (10C, 8C, 6C, 4C)
- ④ Contact Plating
G0: Gold flash
G1: 3U" Gold
G2: 5U" Gold
G3: 10U" Gold
G4: 15U" Gold
G5: 30U" Gold
SN: Tin
- ⑤ Shield
A: W/O Shield
B: Half Shield
C: Shield W/Eml
D: Shield W/O Eml
- ⑥ Ports
A: 1X1P G: 2X1P
B: 1X2P H: 2X2P
C: 1X4P I: 2X3P
D: 1X5P J: 2X4P
E: 1X6P K: 2X6P
F: 1X8P L: 2X8P
- ⑦ LED STYLE:
A: W/O LED
B: LEFT YELLOW/RIGHT GREEN
C: LEFT GREEN/RIGHT YELLOW
D: LEFT RED/RIGHT GREEN
E: LEFT GREEN/RIGHT RED
F: LEFT YELLOW/RIGHT YELLOW
G: LEFT GREEN/RIGHT GREEN

Unless Otherwise specified tolerance
X. ±0.35 X.XX: ±0.20
X.X: ±0.25 X.XXX: ±0.15

SCALE: As Shown UNIT: mm
DRAW Wu Feng Rong DATE 22/03/2018
CHECK BobYang DATE 22/03/2018



Antenk® ANTENK ELECTRONICS CO., LTD
Http://www.antenk.com
E-mail:sales@antenk.com

TITLE: RJ45 JACK side entry, 1X1Port shield with EMI& without LED

DRAWING NO: ATRJ5621-8P8C-X-C-A-A

PRODUCT NO: ATRJ5621-8P8C-X-C-A-A

REV	DESCRIPTION	DATE
1		
2		
3		
4		
5		