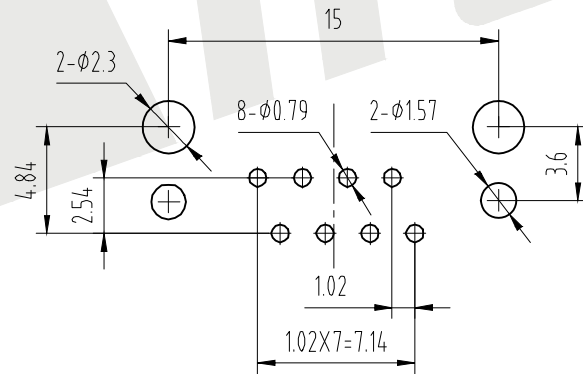
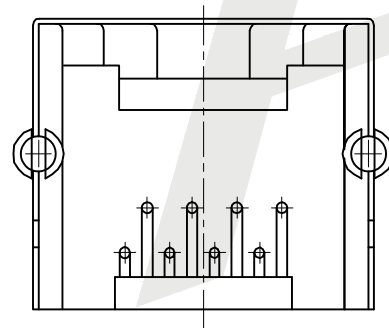
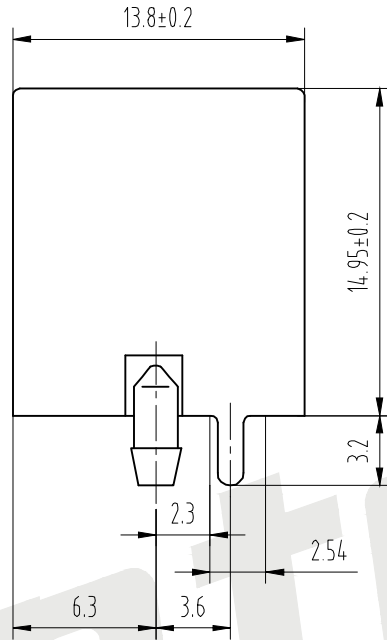
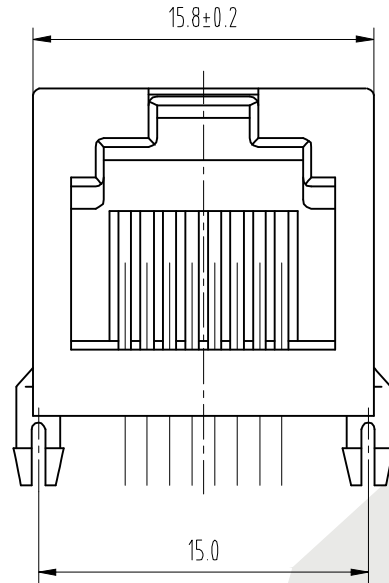


HSF



PC Board Layout  
Component Side Shown

NOTES:

MATERIAL:

1. HOUSING MATERIAL: GLASS FILLED POYESTER UL94V-0.
2. CONTACT MATERIAL: PHOSPHOR BRONZE  $t=0.3\text{mm}$
3. PLATING: SELECTING GOLD PLATING  $1\mu\sim 50\mu$  OVER NICKEL IN CONTACT AREA.  $150\mu$  TIN PLATIN. OVER NICKEL IN SOLDER AREA

4. SHIELD: 0.2mm THICKNESS COPPER WITH NICKEL PLATE ELECTRICAL

1. VOLTAGE RATING: 125VAC RMS
2. CURRENT RATING: 1.5AMP
3. CONTACT RESISTANCE: 30MILLIOHMS MAX
4. INSULATION RESISTANCE 500MEGOHMS MIN @500V DC
5. DIELECTRIC WITHSTANDING RESISTANCE : 1000V AC RMS 50Hz. 1MIN

MECHANICAL

1. DURRABILITY: 750 CYCLES MIN
2. PCB RETENTION PRB-SOLDER: 1 LB MIN

REVRONMENTAL

1. STORAGE:  $-40^{\circ}\text{C}$  TO  $85^{\circ}\text{C}$
2. OPERATION:  $0^{\circ}\text{C}$  TO  $70^{\circ}\text{C}$

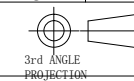
Order code:

ATRJ5521 - 8P - 8C - X - D - X  
① ② ③ ④ ⑤ ⑥

- |                                    |                   |
|------------------------------------|-------------------|
| ① SERIES NO:                       | ⑤ Shield          |
| ② NUMBER OF POSITIONS (8P, 6P, 4P) | A: W/O Shield     |
| ③ NUMBER OF CONTACTS (8C, 6C, 4C)  | B: Half Shield    |
| ④ Contact Plating                  | C: Shield W/Eml   |
| G0: Gold flash                     | D: Shield W/O Eml |
| G1: 3U" Gold                       | ⑥ Ports           |
| G2: 5U" Gold                       | A: 1X1P           |
| G3: 10U" Gold                      | B: 1X2P           |
| G4: 15U" Gold                      | C: 1X4P           |
| G5: 30U" Gold                      | D: 1X5P           |
| SN: Tin                            | E: 1X6P           |
|                                    | F: 1X8P           |

Unless Otherwise specified tolerance  
X. ±0.35 X.XX: ±0.20  
X.X: ±0.25 X.XXX: ±0.15

SCALE: As Shown UNIT: mm  
DRAW Wu Feng Rong DATE 06/09/2019  
CHECK BobYang DATE 06/09/2019



**Antenk**® ANTENK ELECTRONICS CO., LTD  
Http://www.antenk.com  
E-mail:sales@antenk.com

TITLE: RJ45 Jack side entry, 1X1P, Full shielded

DRAWING NO: ATRJ5521-8P8C-X-D-X

PRODUCT NO: ATRJ5521-8P8C-X-D-X

REV	DESCRIPTION	DATE
1		
2		
3		
4		
5		