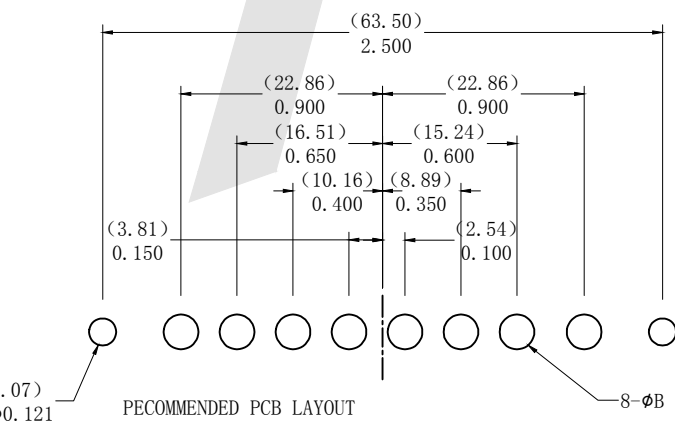
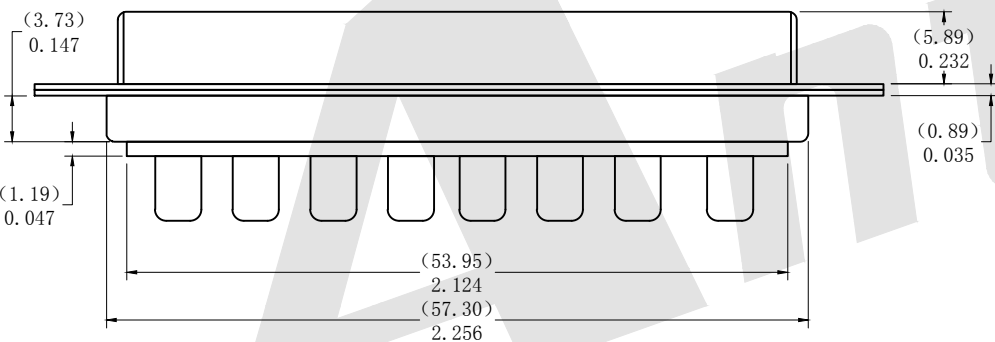
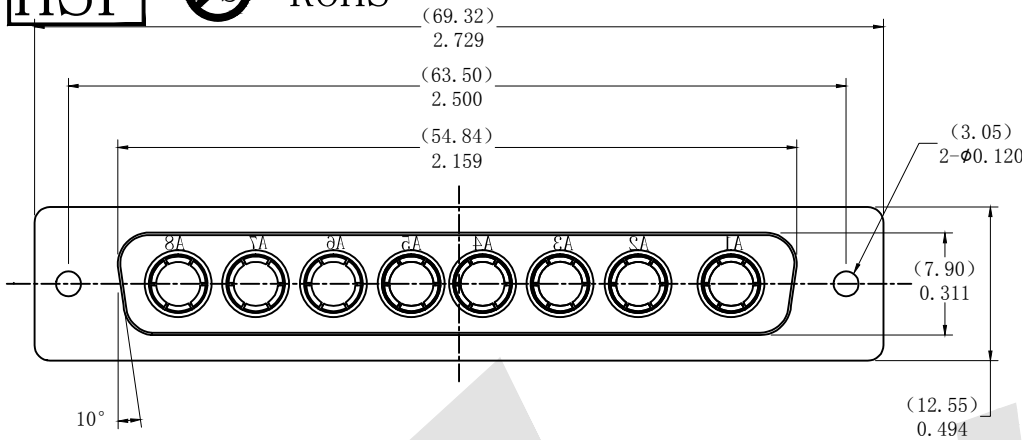
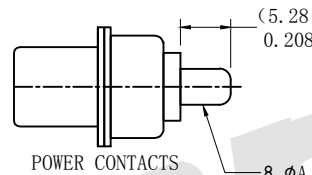


HSF



NOTE:
SIGNAL AND POWER CONTACTS
SOME PRE-LOADED INTO INSULATORS



40 AMPS	φ3.75	φ4.0
30 AMPS	φ3.2	φ3.5
20 AMPS	φ2.8	φ3.0
10 AMPS	φ1.7	φ2.0
Current Rating	φA	PCB(φB)
	Dimension (mm)	

SPECIFICATIONS:

ELECTRICAL:
INSULATOR RESISTANCE: 5,000 MegOHMS Min.
DIELECTRIC WITHSTANDING: 1,000 VAC r.m.s.
OPERATING TEMPERATURE: -55°C~+125°C
CONTACT RESISTANCE: 30 MILLIOHMS Max.
POWER PINS: SEE PART No. BELOW

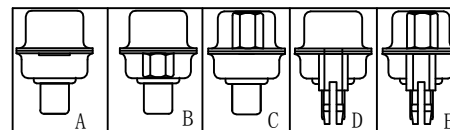
MECHANICAL:
CONTACT INSERTION FORCE: 4.5kg Max
CONTACT SEPARATOR FORCE: 0.3kg Min
MATERIALS:
CONTACTS: BRASS
INSULATOR: PBT UL94V-0 RATED, 230°C PROCESS TEMP.

SHELL: STEEL
FINISH:
SHELL: NICKEL

Ordering Code:

PDB8W8 -F -A -G0 -B -20
① ② ③ ④ ⑤ ⑥

- ① Series
- ② Contact Type:
M:Male F:Female
- ③ Mounting Option:
A: No accessories
B: Rear Rivet
C: Front Rivet
D: Groudstand-off on rear shell
E: Front rivet+Groundstand-off on rear shell
- ④ Contact NO. :
G0: Gold flash
G1: 3u" Gold
G2: 5u" Gold
G3: 10u" Gold
G4: 15u" Gold
G5: 30u" Gold
- ⑤ Insulation Color Code:
B:Black L:Blue
W:White
- ⑥ Power AMP:
10 = 10AMPS;
20 = 20AMPS;
30 = 30AMPS;
40 = 40AMPS;



Unless Otherwise specified tolerance
X. ±0.35 X.XX: ±0.20
X.X: ±0.25 X.XXX: ±0.15

SCALE: As Shown UNIT: mm
DRAW Lv Xun Hua DATE 05/05/2019
CHECK BobYang DATE 05/05/2019



Antenk ANTENK ELECTRONICS CO., LTD
Http://www.antenk.com
E-mail:sales@antenk.com

TITLE:
POWER D-SUB 8W8 DIP STRAIGHT-FEMALE TYPE

DRAWING NO: PDP8W8-FXXXX
PRODUCT NO: PDP8W8-FXXXX

D

Autodesk

D

REV	DESCRIPTION	DATE	Autodesk		6	7	8
-----	-------------	------	----------	--	---	---	---