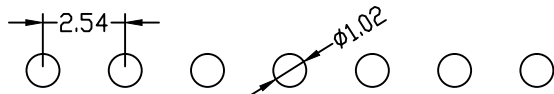
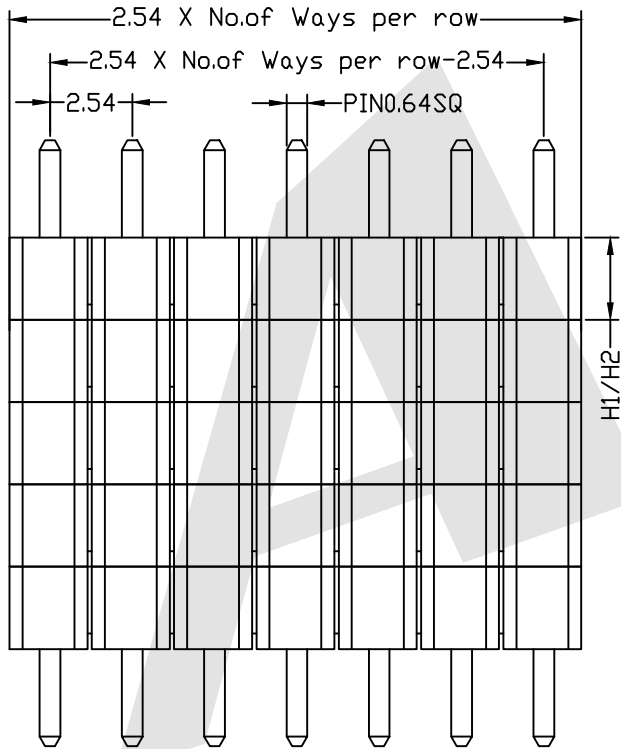
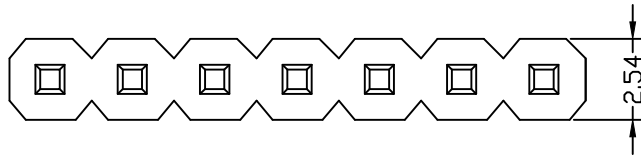
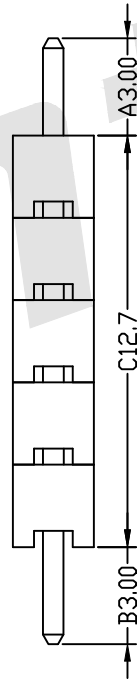


HSF



PCB LAYOUT



SPECIFICATION

Current Rating: 3 Amp
 Insulation Resistance: 1000M ohms min
 Contact Resistance: 20M ohms max
 Dielectric Withstanding: AC500V
 Operating Temperature: -65°C to +125°C
 Contact Material: Brass
 Insulator Material: PBT, UL 94V-0 Black

Ordering Code:

PHES03 - X - X - S - A - C - B - X - X - X
 ① ② ③ ④ ⑤ ⑥ ⑦ ⑧

- ① Series No:
- ② No. of Contacts: 01 To 40
- ③ Contact Plating:
 G0: Gold flash S0: Selective
 G1: 3u" Gold S1: Selective 3u"
 G2: 5u" Gold S2: Selective 5u"
 G3: 10u" Gold S3: Selective 10u"
 G4: 15u" Gold S4: Selective 15u"
 G5: 30u" Gold S5: Selective 30u"
 SN: Tin
- ④ Connector Type:
 S: Single
- ⑤ Pin Length:
 A: 0300=3.00mm
 C: 1270=12.70mm
 B: 0300=3.00mm
 Please mark the desired length in the A/C/B
- ⑥ Insulator Material:
 A: PBT
 B: PA6T
 C: LCP
 D: PA46
 E: PA9T
- ⑦ Packing:
 A: Tray
 B: Bag
 T: Tube
 U: Tube+CAP
 R: Tape&Reel
 W: Tape&Reel+CAP
- ⑧ Plastic High:
 H1: 1.7mm
 H2: 2.54mm
 H3: 2.00mm
 H4: 1.50mm

Standard IE P/N : PHES03-10-G0-S-0300-1270-0300-A-B-H1

A	C	B	Unless Otherwise specified tolerance	
3.00	12.70	3.00	X. ±0.35	X. XX: ±0.20
Optional			X. X: ±0.25	X. XXX: ±0.15
SCALE: As Shown		UNIT: mm		

Antenk ANTENK ELECTRONICS CO., LTD
 Http://www.antenk.com
 E-mail:sales@antenk.com

REV	DESCRIPTION	DATE	DRAW YG ZHONG	DATE 01/05/2016
	ADD H4=1.5MM	2017/04/14	CHECK BobYang	DATE 01/05/2016
	Increase packing method and material	2016/10/25		

TITLE:
2.54mm Pin Header Straight Type Single Row Multilayer Plastic

DRAWING NO: PHES03-XXS-0300-1270-0300-XXX
 PRODUCT NO: PHES03-XXS-0300-1270-0300-XXX

