

HSF



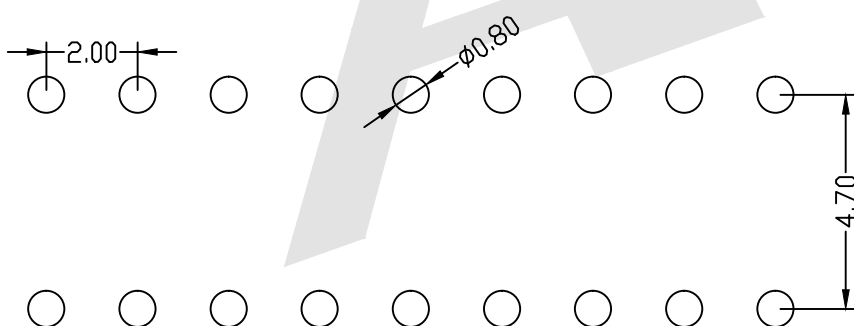
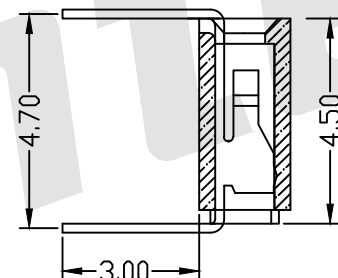
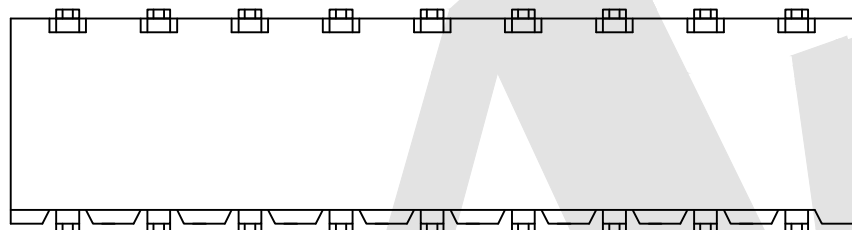
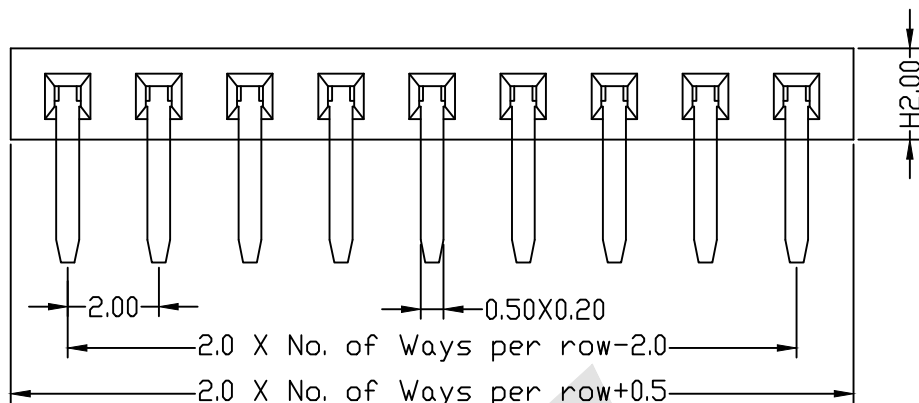
# SPECIFICATION

Current Rating: 1.5Amp  
 Insulation Resistance: 1000M ohms min  
 Contact Resistance: 20M ohms max  
 Dielectric Withstanding: AC500V  
 Operating Temperature: -65°C to +125°C  
 Contact Material: Brass  
 Insulator Material: PA6T UL 94V-0 Black

### Ordering Code:

FHDR03 - X - X - S - X - X - X  
 ① ② ③ ④ ⑤ ⑥ ⑦

- ① Series No:
- ② No. of Contacts: 01 To 40
- ③ Contact Plating:  
 G0: Gold flash S0: Selective  
 G1: 3u" Gold S1: Selective 3u"  
 G2: 5u" Gold S2: Selective 5u"  
 G3: 10u" Gold S3: Selective 10u"  
 G4: 15u" Gold S4: Selective 15u"  
 G5: 30u" Gold S5: Selective 30u"  
 SN: Tin
- ④ Connector Type:  
 S: Single
- ⑤ Plastic High:  
 H: 2.0  
 Please mark the desired length in the H
- ⑥ Insulator Material:  
 B: PA6T  
 C: LCP  
 D: PA46  
 E: PA9T
- ⑦ Packing:  
 A: Tray  
 B: Bag  
 T: Tube  
 U: Tube+CAP  
 R: Tape&Reel  
 W: Tape&Reel+CAP



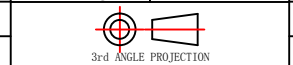
PCB LAYOUT

Unless Otherwise specified tolerance  
 X. ±0.35 X.XX: ±0.20  
 X.X: ±0.25 X.XXX: ±0.15

**Antenk** ANTENK ELECTRONICS CO., LTD  
[Http://www.antenk.com](http://www.antenk.com)  
 E-mail: sales@antenk.com

SCALE: As Shown	UNIT: mm
DRAW YG ZHONG	DATE 01/05/2016
CHECK BobYang	DATE 01/05/2016

TITLE:  
2.00mm Female Header Single Row Angle Type Side Enter



DRAWING NO: FHDR03-XXSXXX  
 PRODUCT NO: FHDR03-XXSXXX

REV	DESCRIPTION	DATE
1		
2		
3		
4		
5		