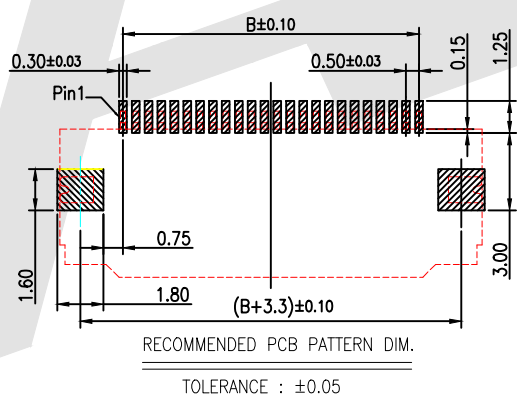
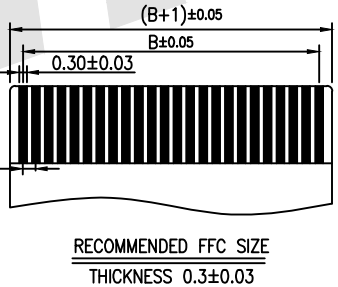
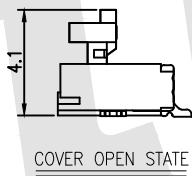
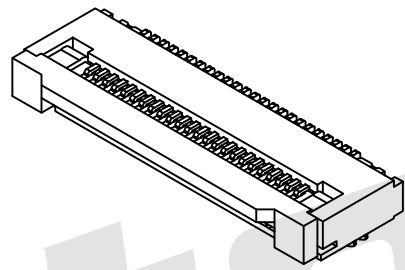
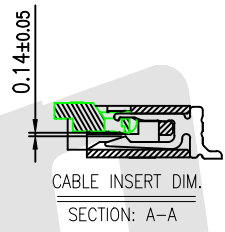
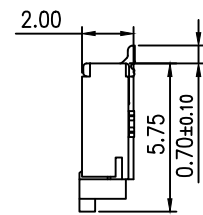
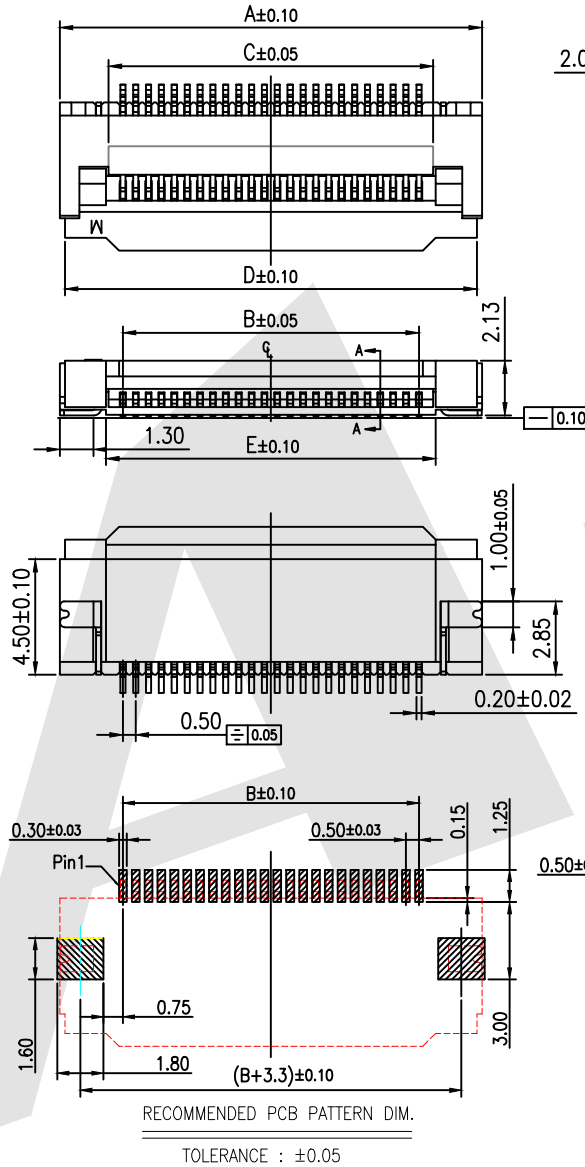


HSF



Specifications:  
Material And Finish:  
Insulator:LCP UL94V-0  
Contact:Phosphor Bronze, Tin plated

FPC0.5 - XX - RM - B - X - X - 12  
① ② ③ ④ ⑤ ⑥ ⑦

- ① 0.5mm FPC Series
- ② Contact NO:  
XX=XXpin  
For example:  
06=06pin
- ③ APPERANCE  
RM:SMT Right Angle  
RT:DIP Right Angle  
SM:SMT Straight  
ST:DIP Straight
- ④ Contact type  
B: BOTTOM CONTACT  
WITH FLIP LOCK  
ACTUATOR
- ⑤ Packing Type  
T: Tube packing  
A: tray packing  
R: tape & reel
- ⑥ Plating:  
G0:Gold flash  
G1: 3U"gold  
SN: MATT-TIN 90-120U"  
S0: SELECTIVE GOLD  
S1: SELECTIVE GOLD 3U"
- ⑦ Series number  
12

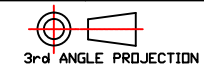
No. of contacts	Dimensions					No. of contacts	Dimensions				
	A	B	C	D	E		A	B	C	D	E
04	6.4	1.5	2.6	6.0	2.6	35	21.9	17.0	18.1	21.5	18.3
05	6.9	2.0	3.1	6.5	3.3	36	22.4	17.6	18.6	22.0	18.8
06	7.4	2.5	3.6	7.0	3.6	37	22.9	18.0	19.1	22.5	19.3
07	7.9	3.0	4.1	7.5	4.3	38	23.4	18.5	19.6	23.0	19.8
08	8.4	3.5	4.6	8.0	4.6	39	23.9	19.0	20.1	23.5	20.3
09	8.9	4.0	5.1	8.5	5.3	40	24.4	19.5	20.6	24.0	20.8
10	9.4	4.5	5.6	9.0	5.6	41	24.9	20.0	21.1	24.5	21.3
11	9.9	5.0	6.1	9.5	6.3	42	25.4	20.5	21.6	25.0	21.8
12	10.4	5.5	6.6	10.0	6.6	43	25.9	21.0	22.1	25.5	22.3
13	10.9	6.0	7.1	10.5	7.3	44	26.4	21.5	22.6	26.0	22.8
14	11.4	6.5	7.6	11.0	7.8	45	26.9	22.0	23.1	26.5	23.3
15	11.9	7.0	8.1	11.5	8.3	46	27.4	22.5	23.6	27.0	23.8
16	12.4	7.5	8.6	12.0	8.8	47	27.9	23.0	24.1	27.5	24.3
17	12.9	8.0	9.1	12.5	9.3	48	28.4	23.5	24.6	28.0	24.8
18	13.4	8.5	9.6	13.0	9.6	49	28.9	24.0	25.1	28.5	25.3
19	13.9	9.0	10.1	13.5	10.3	50	29.4	24.5	25.6	29.0	25.8
20	14.4	9.5	10.6	14.0	10.8	51	29.9	25.0	26.1	29.5	26.3
21	14.9	10.0	11.1	14.5	11.3	52	30.4	25.5	26.6	30.0	26.8
22	15.4	10.5	11.6	15.0	11.8	53	30.9	26.0	27.1	30.5	27.3
23	15.9	11.0	12.1	15.5	12.3	54	31.4	26.5	27.6	31.0	27.8
24	16.4	11.5	12.6	16.0	12.9	55	31.9	27.0	28.1	31.5	28.3
25	16.9	12.0	13.1	16.5	13.3	56	32.4	27.5	28.6	32.0	28.8
26	17.4	12.5	13.6	17.0	13.8	57	32.9	28.0	29.1	32.5	29.3
27	17.9	13.0	14.1	17.5	14.3	58	33.4	28.5	29.6	33.0	29.8
28	18.4	13.5	14.6	18.0	14.8	59	33.9	29.0	30.1	33.5	30.3
29	18.9	14.0	15.1	18.5	15.3	60	34.4	29.5	30.6	34.0	30.8
30	19.4	14.5	15.6	19.0	15.8	61	34.9	30.0	31.1	34.5	31.3
31	19.9	15.0	16.1	19.5	16.3	62	35.4	30.5	31.6	35.0	31.8
32	20.4	15.5	16.6	20.0	16.9	63	35.9	31.0	32.1	35.5	32.3
33	20.9	16.0	17.1	20.5	17.3	64	36.4	31.5	32.6	36.0	32.8
34	21.4	16.5	17.6	21.0	17.9	65	36.9	32.0	33.1	36.5	33.3

Unless Otherwise specified tolerance  
X,±0.35 X,XX:±0.20  
X,X:±0.25 X,XXX:±0.15

**Antenk** ANTENK ELECTRONICS CO., LTD  
Http://www.antenk.com  
E-mail:sales@antenk.com

SCALE: As Shown UNIT: mm  
DRAW Jack Bao DATE 10/28/2018  
CHECK BobYang DATE 10/28/2018

TITLE: 0.5mm Pitch FPC SMT Right-Angle Bottom contact with Flip-lock Actuator



DRAWING NO: FPC0.5-XXRMBXX12  
PRODUCT NO: FPC0.5-XXRMBXX12

REV	DESCRIPTION	DATE
1		
2		
3		
4		
5		