

HSF



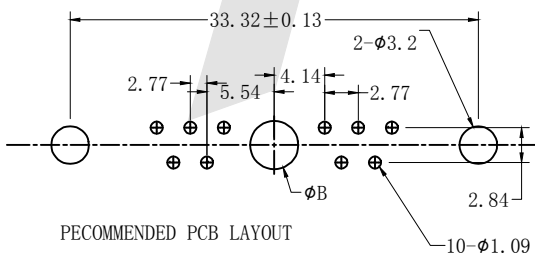
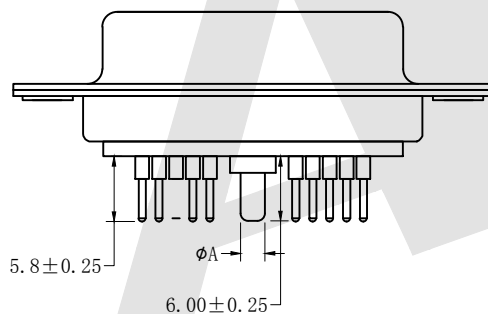
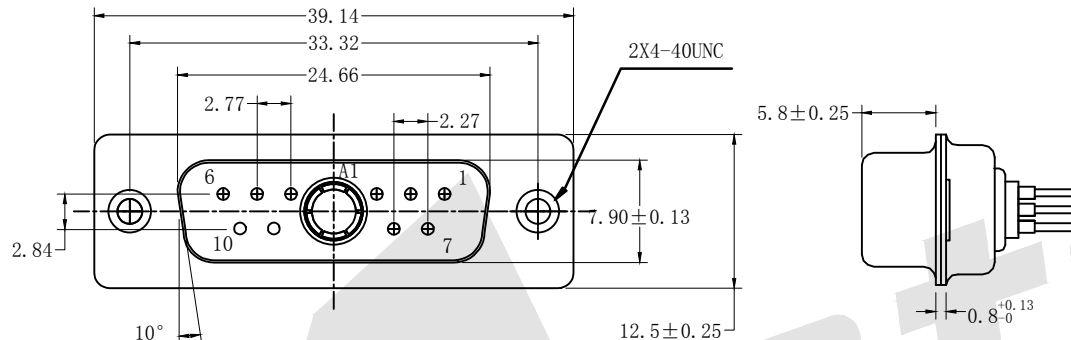
MATERIALS AND FINISH

Shell:stell or copper alloy material,Tin/Nior Au finished
 CONNECTOR INSULATOR:PBT thermoplastic,30% glass filled,u194v-0 rated
 HIGHT POWER CONTACT:Copper alloy material,gold plated
 CONNECTOR WITH SIGNAL CONTACT MATERIAL:Copper alloy gold plated
 FORK/SCREW:Copper alloy material, Ni plated
 ELECTRICAL CHARACTERISTICS
 HIGHT POWER CONTACT CURRENT RATING:10, 20, 30 OR 40 AMPS
 CONNECTOR WITH SIGNAL CONTACT CURRENT RATING:3.0 AMPS
 THE WORKING VOLTAGE:300V
 HIGHT POWER CONTECT RESISTANCE:2.7 MILLIOHMS MAX
 DIELECTRIC WITHSTANDING VOLTAGE:1000V AC FOR 1 MINUTE
 INSULATION RESISTANCE:2000 MEGAOHMS MIN
 TEMPERATURE RATING:-55° TO +125°

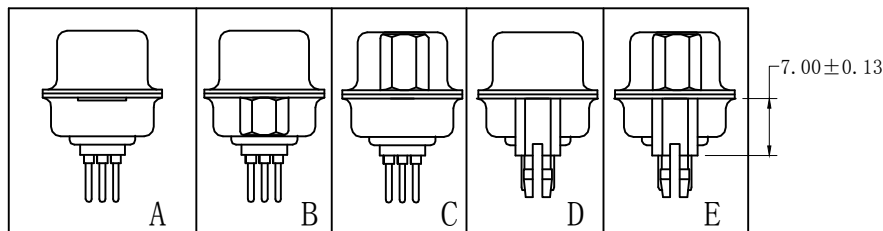
Ordering Code:

PDB11W1 -F -A - G0 - X -X
 ① ② ③ ④ ⑤ ⑥

- ① Series
- ② Contact Type:
F:Female
- ③ Mounting Option:
A: No accessories
B: Rear Rivet
C: Front Rivet
D: Groudstand-off on rear shell
E: Front rivet+Groundstand-off on rear shell
- ④ Contact NO. :
G0: Gold flash
G1: 3u" Gold
G2: 5u" Gold
G3: 10u" Gold
G4: 15u" Gold
G5: 30u" Gold
- ⑤ Insulation Color Code:
B:Black L:Blue
W:White
- ⑥ Power AMP:
10 = 10AMPS;
20 = 20AMPS;
30 = 30AMPS;
40 = 40AMPS;



| PO (X) | Current Rating | φA | PCB φB |
|--------|----------------|------|--------|
| 1 | 10 | 1.7 | 2.0 |
| 2 | 20 | 2.75 | 3.0 |
| 3 | 30 | 3.3 | 3.6 |
| 4 | 40 | 3.8 | 4.1 |

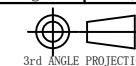


Unless Otherwise specified tolerance
 X. ±0.35 X.XX: ±0.20
 X.X: ±0.25 X.XXX: ±0.15

Antenk ANTENK ELECTRONICS CO., LTD
 Http://www.antenk.com
 E-mail:sales@antenk.com

SCALE: As Shown UNIT: mm
 DRAW Lv Xun Hua DATE 05/05/2019
 CHECK BobYang DATE 05/05/2019

TITLE:
 POWER D-SUB 11W1 DIP STRAIGHT-FEMALE TYPE



DRAWING NO: PDP11W1-FXXXX
 PRODUCT NO: PDP11W1-FXXXX

| REV | DESCRIPTION | DATE |
|-----|-------------|------|
| 1 | | |
| 2 | | |
| 3 | | |

Autodesk

Autodesk