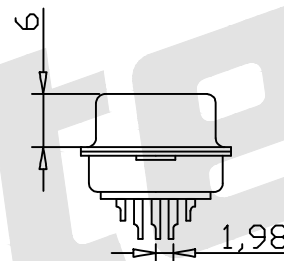
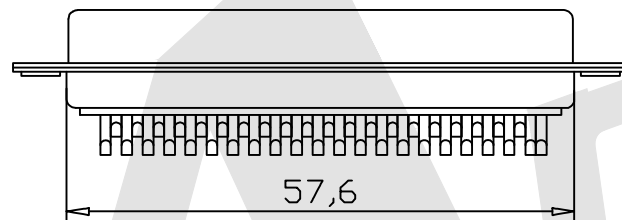
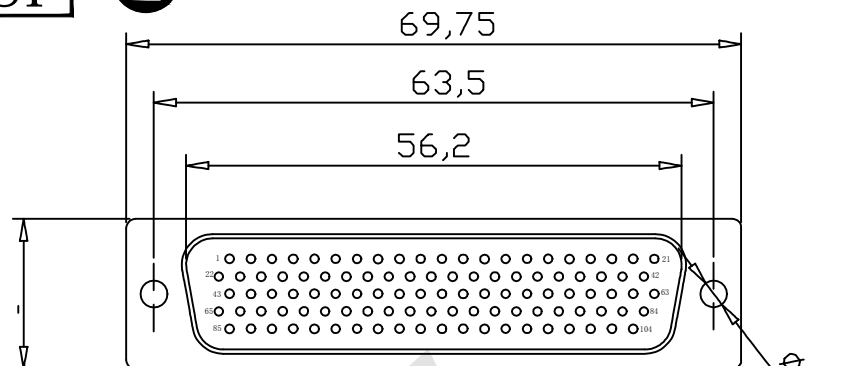
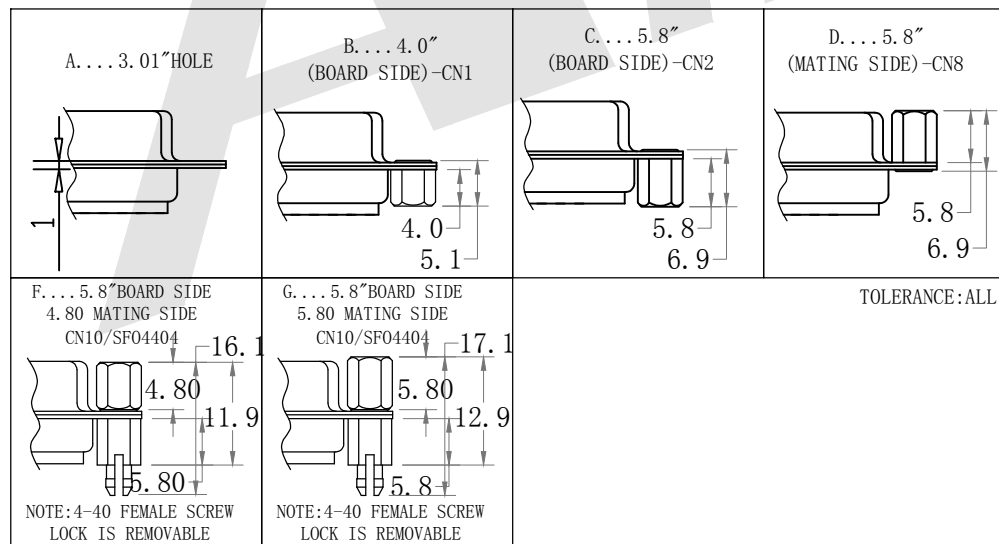


HSF



ALL CLINCH-NUTS ARE 4-40 INTERNAL THREADS



MATERIALS AND FINISH

SHELL: STEEL MATERIAL, FRONT SHELL NICKEL FINISHED  
BACK SHELL NICKEL FINISHED

INSULATOR: PBT THERMOPLASTIC, 30% GLASS  
FILLED, UL 94V-0 RATED, WHITE COLOR

CONTACT MATERIAL: BRASS

CONTACT FINISH: FULL 2u" GOLD

ELECTRICAL CHARACTERISTICS

CONTACT CURRENT RATING : 5.0 AMPS

CONTACT RESISTANCE : 30 MILLIOHMS MAX.

DIELECTRIC WITHSTANDING VOLTAGE : 1000 V AC MIN

INSULATION RESISTANCE : 5000 MEGAOHMS MIN

TEMPERATURE RATING : -55°C ~ +105°C

Ordering Code:

MHDB01 - M - 104 - X - X - X

① ② ③ ④ ⑤ ⑥ ⑤ Insulation Color Code:

① MHDB Series

② Contact Type:

M: Male

③ Contact NO. :

104=104Pin

④ Mounting Option:

A: 3.05" HOLE, NO HARDWARE

B: 4.0" 4-40 INSERT, BOARD SIDE

C: 5.8" 4-40 INSERT, BOARD SIDE

D: 5.8" 4-40 INSERT, MATING SIDE

E: 5.8" 4-40 BOARD LOCK, BOARD SIDE

F: 5.8" BOARD LOCK, BOARD SIDE

4.80" SCREW LOCK, MATING SIDE

G: 5.8" BOARD LOCK, BOARD SIDE

5.80" SCREW LOCK, MATING SIDE

B: Black G: Grey

W: White L: Blue

⑥ Contact Plating

S: Selective Gold

S1: Selective 3u" Gold

S2: Selective 5u" Gold

S3: Selective 10u" Gold

S4: Selective 15u" Gold

S5: Selective 30u" Gold

G0: Gold flash

G1: 3u" Gold over

G2: 5u" Gold over

G3: 10u" Gold over

G4: 15u" Gold over

G5: 30u" Gold over

Unless Otherwise specified tolerance

X. ±0.35 X.XX: ±0.20

X.X: ±0.25 X.XXX: ±0.15



ANTENK ELECTRONICS CO., LTD

Http://www.antenk.com

E-mail: sales@antenk.com

SCALE: As Shown UNIT: mm

DRAW Lv Xun Hua DATE 05/03/2019

CHECK BobYang DATE 05/03/2019

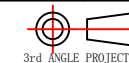
TITLE: D-SUB MALE High density Solder type Machine 104 Pin

DRAWING NO: MHDB01-M104XXX

PRODUCT NO: MHDB01-M104XXX

CHANGE MHDB01-MXXXX TO MHDB01-M104XXX

03/04/2019



REV DESCRIPTION

DATE