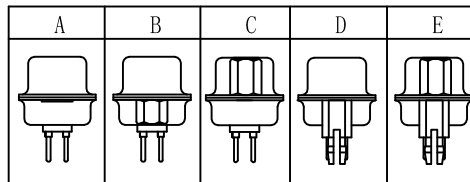
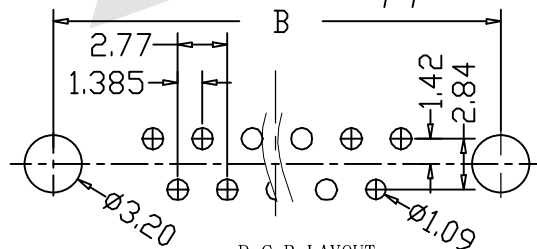
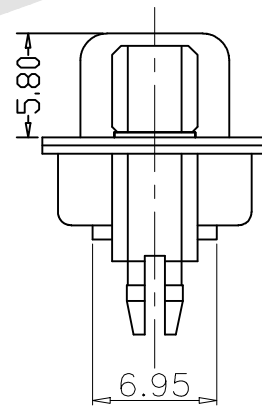
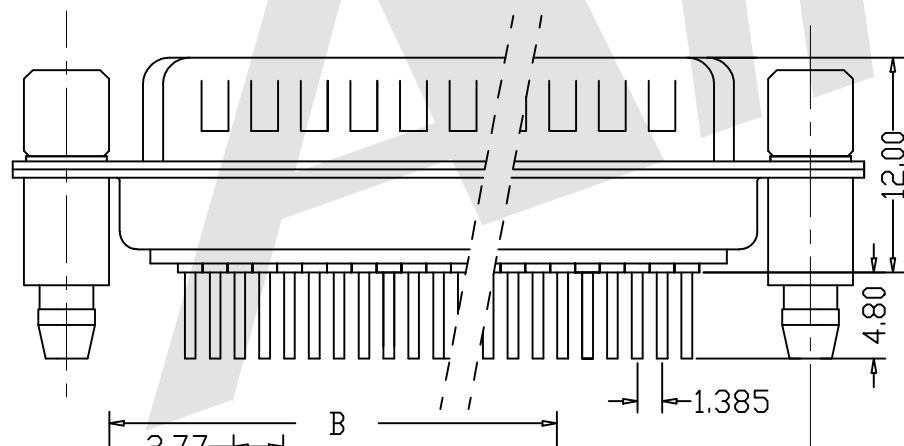
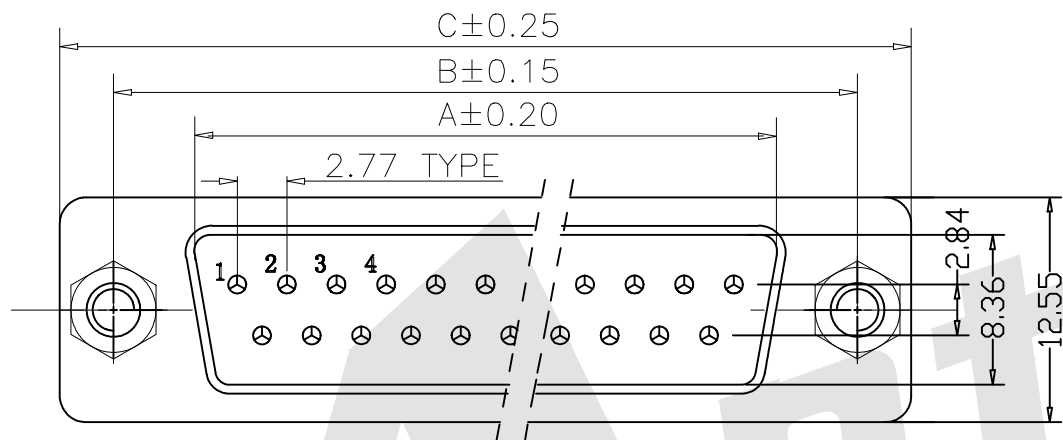


HSF



	09pin	15pin	25pin	37pin
A	16.92	25.25	38.96	55.42
B	24.99	33.32	47.04	63.50
C	30.80	39.10	53.00	69.30



Material:

Housing: Temperature Thermoplastics, PBT+G. F UL 94V-0

Contact: Brass or Bronze

Shell: 0.35T Steel Nickel Plating All Area

Electical Characteristics:

Current Rating: 5A

Contact Resistance: 20 milliohms Max

Withstanding Voltage: 500V AC For 1 Minute

Insulation Resistance: 1000 Megohms Min

Operating Temperature: -55° C to +105° C

Ordering Code:

DP01 - M - X - A - A - B - S
 ① ② ③ ④ ⑤ ⑥ ⑦

① Dual Row Straight DIP

② Contact Type:

M:Male

③ Contact NO.:

09=09pin 15=15pin

25=25pin 37=37pin

④ Mounting Option:

A: No accessories

B: Rear Rivet

C: Front Rivet

D: Groundstand-off on real shell

E: Front rivet+Groundstand-off on real shell

⑤Accessories:

O:Non Accessories

A: Zinc alloy 4.8mm Nickel

A1:Zinc alloy 5.8mm Nickel

B: Iron 4.8mm Nickel

B1:Iron 5.8mm Nickel

C: Copper alloy 4.8mm Nickel

C1:Copper alloy 5.8mm Nickel

D: Copper screw 4.8mm Nickel

D1:Copper screw 5.8mm Nickel

⑥Color Code:

W:White L:Blue

B:Black G:Grey

⑦ Contact Plating

S: Selective Gold

S1:Selective 3u" Gold

S2:Selective 5u" Gold

S3:Selective 10u" Gold

S4:Selective 15u" Gold

S5:Selective30u" Gold

G0: Gold flash

G1: 3u" Gold over

G2: 5u" Gold over

G3: 10u" Gold over

G4: 15u" Gold over

G5: 30u" Gold over

Unless Otherwise specified tolerance

X. ±0.35 X.XX: ±0.20
 X.X: ±0.25 X.XXX: ±0.15



ANTENK ELECTRONICS CO., LTD
 Http://www.antenk.com
 E-mail:sales@antenk.com

SCALE: As Shown	UNIT: mm
DRAW Lv Xun Hua	DATE 09/03/2019
CHECK BobYang	DATE 09/03/2019

TITLE: D-SUB PCB Male Dual Row Straight Type(stamped Pin)

DRAWING NO: DP01-MXXXXX

PRODUCT NO: DP01-MXXXXXX



REV	DESCRIPTION	DATE
1		
2		
3		
4		
5		