

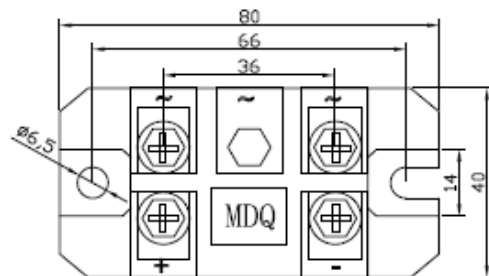
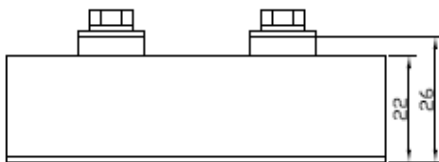
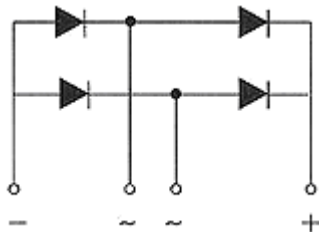


**Single Phase
Rectifier Bridge**

$I_{dAV} = 100 \text{ A}$

$V_{RRM} = 1000\text{-}2400\text{V}$

V_{RRM} (V)	V_{RSM} (V)	TYPE
1000	1100	MDQ100-10
1200	1300	MDQ100-12
1600	1700	MDQ100-16
1800	1900	MDQ100-18
2200	2300	MDQ100-22
2400	2500	MDQ100-24



Maximum Ratings

Symbol	Item	Conditions	Ratings	Unit
I_D	Output current (D.C.)	Single phase. full wave. $T_c=117^\circ\text{C}$	100	A
I_{FSM}	Surge Forward Current	1 cycle, 50/60Hz, peak value, non-repetitive	910/1000	A
I_t^2	I_t^2	Value for one cycle of surge current	4100	A^2S
T_j	Junction Temperature		-40 to +150	$^\circ\text{C}$
T_{stg}	Storage Temperature		-40 to +125	$^\circ\text{C}$
V_{iso}	Isolation Breakdown Voltage (R.M.S.)	Main Terminal to case 1minute	2500	V
M_d	Mounting torque	Mounting(M6)	Recommended Value 2.5-3.9 (25-40)	4.7 (48)
		Terminal (M5)	Recommended Value 1.5-2.5 (15-25)	2.7 (28)



Electrical Characteristics

Symbol	Item	Conditions	Ratings	Unit
I _{RRM}	Repetitive Peak Reverse Current, max.	T _j =150 °C at V _{RRM}	5.0	mA
V _{FM}	Forward Voltage Drop, max.	I _{FM} =100A, T _j =25 °C Inst. measurement	1.2	V
R _{th(j-c)}	Thermal Impedance, max.	Junction to case	0.2	°C/W

