

NINGBO ZHONGWANG AUTO FITTINGS CO.,LTD

NO.50-1 TIANFENG ROAD,FENGHUA,ZHEJIANG,CHINA

TEL/FAX:0086-574-88956210/ WhatsApp: 0086-13515886684/ Whechat: 48655709




www.zowoparts.com




zwautoparts@vip.163.com









MITSUBISHI STARTER BENDIX LIST




NO.	ZW NO.	OEM NO.	WAI NO.	DESCRIPTION	USED ON	FOTO
1	ZWMT001-BD	Replaces: Mazda 4893-24-722, Mitsubishi M191T31071, Mitsubishi Motors MM502316, Original Reference Number 31071 Unit Nos: Hyster 3003784, 3021367, 326875, 388040; Mazda 4893-18-400B, 4893-18-400D, 4893-18-400E; Mitsubishi M003T10471, M003T10473, M003T10475, M003T10476; Original Reference Number A000003345; Yale 150012751, 150012752, 2200709-79, 0005408-40, 0005408-57	54-8300	Mitsubishi DD Starters SL NO:54-8300 NO OF TEETH:11 NO OF SPLIN:4 ROTATION:CW	Eaton (1978-1987) , Hyster (1963-2006) , Sumitomo Yale (1976-2006) , TCM Equipment (1985-2006) , Yale (1980-1999)	
2	ZWMT002-BD	Replaces: Ford E5PF-11350-AA, E5PZ-11350-A, SDE330, Mitsubishi 208-050, M191T65571, Original Reference Number 65571 Unit Nos: Ford ESTF-11000-AA, E5TZ-11002-B, E8TF-11000-AA, E8TZ-11002-A, E8TZ-11002-AARM, F3TU-11000-AA; Ford Engineering ESTF-AA, E8TF-AA, F3TU-AA, RM1U2J11000AA; Mitsubishi M003T90011, M003T90071, M003T90072, M008T50172, M3T90011; Original Reference Number	54-8303	Mitsubishi OSGR Starters SL NO:54-8300 NO OF TEETH:13 NO OF SPLIN:10 ROTATION:CW	Ford (1985-1994) , Freightliner (1992-2001) , Kenworth (1994-2007) , White Industrial (1991-1992)	




3	ZWMT003-BD	Replaces: Mazda 8088-24-722, H833-18-X45, Mitsubishi M191T30974, M191T33371, M191T34071, M191T35171, Mitsubishi Motors MD607283, Nissan, Infiniti 23312-M1510, 23312-Y0511, Original Reference Number 30974, 33371, 35171, Suzuki 31320-72031 Unit Nos: Chrysler MD001555, MD006187, MD021674, MD027400, MD027401, MD034120; Clark 3790819, 028805; Kalmar 4020200	54-8304	Mitsubishi DD Starters SL NO:JHA402 NO OF TEETH:8 NO OF SPLIN:4 ROTATION:CW	Allis Chalmers (1981-1985), Asia - Europe (1994-1997), Clark (1985-1994), Dodge (1978-1986), Kia - Europe (2002-2012), Komatsu (1980-1999), Mazda (1979-1993), Mazda - Europe (1991-1996), Mitsubishi (1975-2000), Mitsubishi - Europe (1980-2001), Nissan (1970-1989), Nissan - Europe (1979-1988), Nissan LCV - Europe (1979-1982), Plymouth (1978-1986), SAO - Europe (1991-1993), TCM Equipment (1979-2007), Yale (1981-1985)	
4	ZWMT004-BD	Replaces: Mazda 0222-24-722, Mitsubishi M191T30171, M191T30971, M191T30972, M191T33071, Mitsubishi Motors MD602052, MD602679, Original Reference Number 30171, 30971, 30972, 33071 Unit Nos: Chrysler MD021666, MD027382, MD072585; Denso 028000-3320, 028000-3330, 028000-3332; Hitachi S114-160H, S114-163C, S114-254G, S114-354; Hyster 3046667; Kalmar 4042421; Marzoli	54-8305	Mitsubishi DD Starters SL NO:92-33071 NO OF TEETH:9 NO OF SPLIN:4 ROTATION:CW	Chrysler (1987-1989), Dodge (1971-1986), Eaton (1978-1987), Hyundai (1987-1987), Hyundai - Europe (1982-2007), Hyundai LCV - Europe (1982-1990), Mazda (1971-1978), Mitsubishi (1972-1989), Mitsubishi - Europe (1980-2001), Nissan (1965-1997), Nissan LCV - Europe (1973-1983), Plymouth (1976-1986), Sumitomo Yale (1974-1979), TCM Equipment (1985-2002), Yale (1980-1986)	
5	ZWMT005-BD	Replaces: Ford F4BZ-11350-A, Hyundai 36139-11140, Ishikawajima 185866240, Mando 3EM0779C, Mazda B630-18-X45, E356-18-X45, Mitsubishi M191T22071, M191T22371, M191T22771, M191T22971, M191T23071, M191T23471, Mitsubishi Motors MD607894, MD611372, Nissan, Infiniti 23354-42L10, 23354-42L11, Original Reference Number 22071, 22371, 22771, 22971, 23071, 23471, Suzuki 22071, 31320-79030, 31320-82120, 31320-82621	54-8306	Mando, Mitsubishi DD, PMDD Starters SL NO:QD1108 NO OF TEETH:8 NO OF SPLIN:8 ROTATION:CW	Chevrolet (1985-2001), Dodge (1985-2008), Eagle (1988-1996), Ford (1988-1997), Ford - Europe (1990-1990), Geo (1989-1997), Hyster (1985-2001), Hyundai (1983-2013), Hyundai - Europe (1994-2008), Kia (1994-2013), Mazda (1986-2003), Mercury (1987-1994), Mitsubishi (1972-2002), Mitsubishi - Europe (1980-2005), New Holland Industrial (1992-1999), Nissan (1975-2003), Nissan - Europe (1980-2006), Plymouth (1984-1995), Pontiac (1985-2000)	




6	ZWMT006-BD		54-8311	SL NO:AM191C16071 NO OF TEETH:9 NO OF SPLIN:8 ROTATION:CCW		
7	ZWMT007-BD	Replaces: Mitsubishi M191T16171, Nissan, Infiniti 23312-AA000, Original Reference Number 16171, Subaru 23312-AA000 Unit Nos: Mitsubishi M000T30471, M000T30475, M000T33176, M001T70381; Saab 32-00- 6005, 32-00-6006; Subaru 23300-AA040, 23300-AA450, 23300-AA560, 23300-AA631, 23300-AA63A, 23300AA450E Lester Nos: 16888, 17881, 19273	54-8312	Mitsubishi PMGR Starters SL NO:AM191C16171 NO OF TEETH:8 NO OF SPLIN:8 ROTATION:CW	Saab (2005-2006) , Subaru (1985-2016) , Subaru - Europe (2010-2010)	
8	ZWMT008-BD	Replaces: Hyundai 36145-32500, Mando 3EM0955, Mazda AM15-18-X25, Mitsubishi 41871, M191T12070, M191T12071, M191T12471, Mitsubishi Motors MD611211, Nissan, Infiniti 23354-42L70, Original Reference Number 12071, 12471, Suzuki 31320- 86030 Unit Nos: Bosch 0 986 023 600; Chrysler MD027382, MD099667, MD136933, MD162839, MD162840, MD162842, MD162843, MD173860	54-8313	Mando, Mitsubishi PMGR Starters SL NO:AM191C12071 NO OF TEETH:8 NO OF SPLIN:8 ROTATION:CW	Asuna (1992-1993) , Chevrolet (1989-2004) , Chevrolet - Europe (2005-2008) , Chrysler (2001-2005) , Citroen - Europe (2008-2012) , Daewoo - Europe (1998-2005) , Dodge (1979- 2005) , Eagle (1989-1998) , Fiat - Europe (2006-2012) , Geo (1989-1997) , GMC (1989- 1991) , Hyster (1985-2006) , Hyundai (1987-2009) , Hyundai - Europe (1990-2010) , Kia (2001-2009) , Kubota (1995- 2009) , Mazda (1987-2005) , Mazda - Europe (2003-2012) , Mitsubishi (1987-2011)	




9	ZWMT009-BD	Replaces: Ford E92Z-11350-B, SDE336, Mazda F214-18-X25, Mitsubishi M191T12171, M191X13271, Nissan, Infiniti 23354-20R10, Original Reference Number 12171, 6727 Unit Nos: Clark 920971, 921615; Ford E92Z-11002-A, F02Z-11002-B, F12Z-11002-A, F12Z-11002- ARM, F32Z-11002-A, F32Z- 11002-ARM; Kia OK956-18- 400B, OK956-18-400B, RK956- 18-400U; Mando M42373, MP112028; Marelli	54-8314	Mitsubishi PMGR Starters SL NO:5443-1013D NO OF TEETH:10 NO OF SPLIN:8 ROTATION:CW	Caterpillar Ag. & Ind. (1992- 1997) , Clark (1992-2006) , Ford (1989-1997) , Ford - Europe (1994-1998) , Infiniti (2004-2010) , Kia (1995-2004) , Kia - Europe (1997-2003) , Mazda (1987-2003) , Mazda - Europe (1987-1997) , Mitsubishi (1991-1997) , Nissan (1986- 2011)	
10	ZWMT010-BD	Replaces: American Motors 8982-503- 662, Chrysler 5234497, Jeep- Eagle 83503662, Mitsubishi M191T12271, M191T12272, Original Reference Number 12271, 12272, 15271 Unit Nos: Chrysler 04608800AA, 04608800AC, 04608800AD, 04801651AA, 33002709, 33002709, 33003210, 4608800A, 4608800AA, 4608800AC, 4608800AD, 4609001, 4609345AE, 4609345AF, 4609345AG	54-8315	Mitsubishi PMGR Starters SL NO:5443-8315 NO OF TEETH:10 NO OF SPLIN:8 ROTATION:CW	American Motors (1988-1988) , Chrysler (2002-2010) , Chrysler - Europe (2004-2012) , Daewoo - Europe (1995-2005) , Dodge (1990-2010) , Eagle (1988- 1992) , Jeep (1987-2006) , Nissan (2013-2014) , Nissan - China (2012-2013) , Opel - Europe (1999-1999) , Saab (2002-2009) , Saab - Europe (2005-2009)	
11	ZWMT011-BD		54-8316	SL NO:5443-1407 NO OF TEETH:12 NO OF SPLIN:8 ROTATION:CW		




12	ZWMT012-BD	Replaces: Ford F32Z-11350-D, Mazda N326-18-X25, Mitsubishi M191T16271, Original Reference Number 16271 Unit Nos: Ford F32Z-11002-B, F32Z-11002-BRM; Mazda K805-18-400, K805-18-400B, KL11-18-400, KL36-18-400, KL36-18-400R, N326-18-400, N326-18-400A, N326-18-400B; Mitsubishi M001T70781, M001T70781A, M001T75581, M001T77081 Lecter Nos:	54-8317	Mitsubishi PMGR Starters SL NO:54-8317 NO OF TEETH:12 NO OF SPLIN:8 ROTATION:CW	Ford (1993-1997) , Ford - Europe (1994-1998) , Mazda (1986-2002)	
13	ZWMT013-BD		54-8139	SL NO:54-8139 NO OF TEETH:9 NO OF SPLIN:8 ROTATION:CW		
14	ZWMT014-BD	Replaces: Ford E8PZ-11350-A, SDE339, Mitsubishi M191T66271, Original Reference Number 66271 Unit Nos: Ford E5TF-11000-AA, E5TZ-11002-B, E8TF-11000-AA, E8TZ-11002-A, E8TZ-11002-AARM, F3TU-11000-AA; Ford Engineering E5TF-AA, E8TF-AA, F3TU-AA, RM1U2J11000AA; Mitsubishi M003T90071, M003T90072, M008T50172; Original Reference Number 25001CU, Prestolite 25250620	54-8320	Mitsubishi OSGR Starters SL NO:4314S-2 NO OF TEETH:13 NO OF SPLIN:10 ROTATION:CW	Ford (1985-1994) , Freightliner (1992-2001) , Kenworth (1994-2007) , White Industrial (1991-1992)	




15	ZWMT015-BD	Replaces: Mitsubishi M191T12871, Original Reference Number 12871, Suzuki 31320-60A10 Unit Nos: Chrysler 05033067AA, 05033067AB, 5033067AA, 5033067AB; GM 96058456, 96058457, 96064782; Marelli 944280528050, 944280528120; Mitsubishi M000T38571, M000T84881, M000T84881ZC, M000T84882, M000T84882ZC, M001T30671, M001T30671ZC, M001T30671ZCKD	54-8321	Mitsubishi PMGR Starters SL NO:54-8321 NO OF TEETH:9 NO OF SPLIN:8 ROTATION:CW	Asuna (1992-1993) , Chevrolet (1989-1991) , Chrysler (2001- 2010) , Chrysler - Europe (2000-2010) , Dodge (2003- 2003) , Geo (1989-1991) , GMC (1989-1990) , Infiniti (2009- 2015) , Nissan (2010-2015) , Subaru (2012-2015) , Suzuki (1989-1991)	
16	ZWMT016-BD	Replaces: Mitsubishi M191T31871, Original Reference Number 31871 Unit Nos: Mitsubishi MEA16-0, MEA16-2, MEA16-3, MEA17-1 Lester Nos: 30292	54-8322	Mitsubishi DD Starters SL NO:07-34571 NO OF TEETH:9 NO OF SPLIN:8 ROTATION:CW	Talbot - Europe (1969-1981)	
17	ZWMT017-BD	Replaces: Mitsubishi M171T12571, M191T12571, Nissan, Infiniti 23354-53J11, Original Reference Number 12571 Unit Nos: Marelli 063226845010, 063226845010; Mitsubishi M001T72981, M001T72981A, M001T72985, M001T74781, M001T74781A, M001T74785, M001T74785; Nissan, Infiniti 23300-53J11, 23300-53J12, 23300-60U10, 23300-60U10R, 23300-60U10R, 23300-60U11, 23300-60U11, 23300-62110	54-8323	Mitsubishi PMGR Starters SL NO:54-8323 NO OF TEETH:8 NO OF SPLIN:8 ROTATION:CW	Infiniti (1990-1999) , Nissan (1991-1994)	




18	ZWMT018-BD	Replaces: Mitsubishi M191T12671, Nissan, Infiniti 23354-30R10, Original Reference Number 12671 Unit Nos: Mitsubishi M001T72281, M001T72281A, M001T72781, M001T72781A, M001T72781B; Nissan, Infiniti 23300-30R12, 23300-30R12R, 23300-30R13, 23300-53F10, 23300-53F11, 23300-53F11R, 23300-72F10 Lester Nos: 17161	54-8324	Mitsubishi PMGR Starters SL NO:SD-07104 NO OF TEETH:8 NO OF SPLIN:8 ROTATION:CW	Nissan (1989-1998)	
19	ZWMT019-BD	Replaces: Mitsubishi M191T13471, M357X91372, Nissan, Infiniti 23312-0W010, 23312-86G11, Original Reference Number 12971, 13471 Unit Nos: Hitachi S114-866S; Marelli 063226845010, 944280521700; Mitsubishi M000T60081, M000T60081A, M000T60082, M000T60181, M000T60181A, M000T60185, M000T60186, M000T60187, M000T60187ZC, M000T65381, M001T60181, M001T60185	54-8325	Mitsubishi PMGR Starters SL NO:54-8327 NO OF TEETH:9 NO OF SPLIN:8 ROTATION:CW	Ford - Europe (1993-1996) , Infiniti (1997-2000) , Nissan (1990-2001) , Nissan - China (2003-2013) , Nissan - Europe (1990-2001) , Nissan LCV - Europe (1992-1998)	
20	ZWMT020-BD			SL NO:18963 NO OF TEETH: NO OF SPLIN:20 ROTATION:CW		




21	ZWMT021-BD	Replaces: Mitsubishi M191T13571, M191X13571, Nissan, Infiniti 23354-K9160, Original Reference Number 13571 Unit Nos: Mitsubishi M001T60381; Nissan, Infiniti 23300-K9160 Lester Nos: 17437	54-8327	Mitsubishi PMGR Starters SL NO:SD-07138 NO OF TEETH:9 NO OF SPLIN:8 ROTATION:CW	Nissan (1975-2007) , TCM Equipment (1987-2007)	
22	ZWMT022-BD	Replaces: Ford E8BZ-11350-A, F4BZ- 11350-B, SDE334, Mazda B301- 18-400, B301-18-X45, Mitsubishi M191T26771, Original Reference Number 26771 Unit Nos: Ford E8BZ-11002-A, F0BZ- 11002-B, F0BZ-11002-BRM, F4BZ-11002-B, F4BZ-11002- BRM, F0BZ-11002-B; Letrika Old IS 0809, IS 0809; Mando M04686, MC108027, MC108030; Mazda B301-18- 400B, B301-18-400C, MB301-	54-8330	Mando, Mitsubishi DD Starters SL NO:QD1109 NO OF TEETH:8 NO OF SPLIN:4 ROTATION:CCW	Ford (1988-1997)	
23	ZWMT023-BD	Replaces: Mitsubishi M191T73371, Mitsubishi Heavy Industries ME700702 Unit Nos: Mitsubishi M005T50177, M005T65071; Mitsubishi Heavy Industries ME049184, ME77044; Mitsubishi Motors ME077044 Lester Nos: 17438, 18165	54-8333	Mitsubishi 5.5kW, 6.0kW OSGR Starters SL NO:8DC NO OF TEETH:13 NO OF SPLIN:10 ROTATION:CW	Mitsubishi Fuso (1986-1995)	




24	ZWMT024-BD		54-8333B	SL NO:SH-9 NO OF TEETH:13 NO OF SPLIN:10 ROTATION:CW		
25	ZWMT025-BD		54-8333C	SL NO:SH-10 NO OF TEETH:13 NO OF SPLIN:10 ROTATION:CW		
26	ZWMT026-BD	Replaces: Mitsubishi M191T72672, Mitsubishi Motors ME701209 Unit Nos: Mitsubishi M005T50275, M005T50276; Mitsubishi Heavy Industries 30966-03010; Mitsubishi Motors ME157991 Lester Nos: 19837	54-8334	SL NO:54-8334 NO OF TEETH:13 NO OF SPLIN:10 ROTATION:CW Mitsubishi 6.0kW OSGR Starters	Kobelco (1983-1994)	




27	ZWMT027-BD	Replaces: Mitsubishi M191T14371, M191T15271, Original Reference Number 14371, 15571 Unit Nos: Chrysler 04606875AA, 04606875AC, 04606875AE, 04609345, 04609345AC, 4606875AA, 4606875AB, 4606875AC, 4606875AE, 4609011, 4609011, 4609058, 4609150, 4609345, 4609345AC; Mitsubishi M000T91881, M000T91881ZC, M000T91881ZC, M001T77777	54-8335	Mitsubishi PMGR Starters SL NO:54-8335 NO OF TEETH:10 NO OF SPLIN:8 ROTATION:CW	Chrysler (1993-2006) , Chrysler - Europe (1993-1997) , Dodge (1993-2006) , Eagle (1993- 1997) , Plymouth (1997-1999)	
28	ZWMT028-BD	Replaces: Onan 191-1953 Unit Nos: John Deere AM104504, AM104505, AM104506, AM109172, AM109263; Mitsubishi M002T32581, M002T43381, M002T43581, M002T43681, M002T44581, M003T10977; Onan 191-1682, 191-1682-02, 191-1682-03, 191-1682-05, 191-1760-02, 191-1808-03, 191-1808-05, 191-1808-06, 191-1949-03, 191-1949-05, 191-1949-06, 191-1949-09; Toro NN10268	54-8337	Mitsubishi DD Starters SL NO:54-8337 NO OF TEETH:9 NO OF SPLIN:8 ROTATION:CCW	John Deere (1983-1992) , New Holland Industrial (1984-1999) , Onan (1979-2003) , Toro (1988-1991)	
29	ZWMT029-BD	Replaces: Mitsubishi 16671, M191X16771, M191X16971, Original Reference Number 16771, 7218, Subaru 23312-AA050 Unit Nos: Marelli 944280521520, 944280527140, 944280527140; Mitsubishi M000T30471, M000T80281, M000T80281A, M000T80281AC, M000T80281B, M000T80285, M000T80285A, M000T81381, M000T81681, M000T83981, M001T77181; Nissan, Infiniti 23200-0M210, 23200-0M211	54-8338	Mitsubishi PMGR Starters SL NO:5443-1406 NO OF TEETH:8 NO OF SPLIN:8 ROTATION:CCW	Nissan (1995-1999) , Saab (2005-2006) , Subaru (1993- 2007) , Subaru - Europe (1985- 2011)	




30	ZWMT030-BD	Replaces: Ford E3TZ-11350-B, SDE321I, SDE331, Mazda 8599-24-740, Mitsubishi 76171, M357C71671, M357T61671, M357T71671, M357T72971, M357T73181, M357T76171, M357T84181, M357X82877, Mitsubishi Heavy Industries ME700121, Nissan, Infiniti 23314-T900, 23314- T9000, Onan 191-1445, Original Reference Number 71671 Unit Nos: Caterpillar 859353; Ford E3TZ- 11002-C, E3TZ-11002-E, E3TZ-	54-83401	Mitsubishi OSGR Starters SL NO:54-83403 NO OF TEETH: NO OF SPLIN:20 ROTATION:CCW	Ford (1983-1984) , Hyster (1985-2002) , Mazda (1982- 1984) , Mitsubishi (1974-1997) , Mitsubishi Fuso (1984-1989) , Nissan (1981-1988) , Onan (1975-1994) , Sumitomo Yale (1982-2002) , Yale (1981- 2002)	
31	ZWMT031-BD		54-83401A	SL NO:4M40 NO OF TEETH: NO OF SPLIN:20 ROTATION:CCW		
32	ZWMT032-BD	Replaces: Ford E5TZ-11350-A, SDE326, Mitsubishi M357T73171, Mitsubishi Motors MD607642, Original Reference Number 73171 Unit Nos: Chrysler MD072654; Clark 807950, 911410; Ford E57A- 11000-AA, E57Z-11002-A, E5TZ-11002-A; Ford Engineering E57A-AA; Hyundai 36100-47600, 36100-47650; IHC, Navistar 1962781C1; Letrika (Iskra) 11.139.413, 11.139.412, 11.139.413	54-83403	SL NO:FG2401 NO OF TEETH: NO OF SPLIN:20 ROTATION:CW Mitsubishi OSGR Starters	Case (1986-1991) , Cub Cadet (1995-2003) , Dodge (1984- 1985) , Ford (1985-1987) , Hyundai - Europe (1991-2006) , Hyundai LCV - Europe (1993- 2015) , Kia - Europe (1995- 2015) , Mitsubishi (1982-1997) , Mitsubishi - Europe (1983- 2010) , Mitsubishi LCV - Europe (1992-1996) , Opel - Europe (2006-2010) , Toro (1983- 2001)	




33	ZWMT033-BD	Replaces: Audi, Volkswagen 035-911-335A, Mazda AM01-18-X40, Mitsubishi M357T70171, M357T70771, M357T70971, M357T71771, M357T78071, Mitsubishi Motors MD607540, MM502531, Nissan, Infiniti 23354-N5910, 23354-N5912, Original Reference Number 70171, 70771, 70971 Unit Nos: Audi, Volkswagen 035-911-023D; Case 1273112C91; Chrysler MD027382, MD027585, MD085721; Clark	54-83407	Mitsubishi OSGR Starters SL NO:54-83407 NO OF TEETH: NO OF SPLIN:18 ROTATION:CW	Audi (1983-1985), Audi - Europe (1977-1985), Case (1985-1991), Caterpillar Ag. & Ind. (1992-2006), Chrysler (1987-1989), Citroen - Europe (1983-1991), Clark (1985-2002), Cub Cadet (1995-2006), Dodge (1979-1986), Ford (1983-2002), Gehl (1982-1993), Hyundai (1987-1987), Mazda (1989-1994), Mitsubishi (1977-2007), New Holland Industrial (1983-2002), Nissan (1980-1989), Nissan - Europe (1982-1988), Plymouth (1981-1986), Toro (1988-2011)	
34	ZWMT034-BD		54-83408	SL NO:54-83408 NO OF TEETH: NO OF SPLIN:18 ROTATION:CW		
35	ZWMT035-BD	Replaces: Mitsubishi M357T72671, M357T72672, M357X72672, Mitsubishi Heavy Industries ME700972, Original Reference Number 72571 Unit Nos: Caterpillar 1039827; Clark 3785426, 379095, 920670; Mitsubishi 32A66-11100, M002T56471, M002T56472, M002T56475, M002T57871, M002T60271, M002T61371, M002T61771, M002T62271, M002T62272, M002T65271, M002T65272, M002T67881	54-83413	Mitsubishi OSGR Starters SL NO:54-83408 NO OF TEETH: NO OF SPLIN:20 ROTATION:CW	Case (1986-1997), Clark (1996-2006), Kobelco (1988-1993), Mitsubishi (1974-2003), Mitsubishi Fuso (1990-1999), Toro (1983-1997)	




36	ZWMT036-BD	Replaces: Mitsubishi M357T73871, M357X73571, M357X73572, Mitsubishi Motors ME700042, ME701153, Original Reference Number 7627 Unit Nos: Caterpillar 0R1091, 1146864; Mitsubishi M003T56071, M003T56072, M003T56073, M003T56074, M003T56082, M003T56084, M003T56181, M003T56182; Mitsubishi Heavy Industries 34366-10100, 34766-20901, ME037465, ME027626, ME046108	54-83414	Mitsubishi 4.5kW, 5.0kW OSGR Starters SL NO:54-83408 NO OF TEETH: NO OF SPLIN:20 ROTATION: CW	Caterpillar Ag. & Ind. (1994- 1998) , Mitsubishi (1980-2006) , Mitsubishi Fuso (1986-1991)	
37	ZWMT037-BD		54-8423	SL NO:54-8423 NO OF TEETH: NO OF SPLIN:20 ROTATION: CW		
38	ZWMT038-BD		54-8423A	SL NO:54-83408 NO OF TEETH: NO OF SPLIN:20 ROTATION: CCW		




39	ZWMT039-BD	Replaces: Ford F4XY-11350-B, SDE-354, Mitsubishi 17171, 17471, M191X19571, Nissan, Infiniti 23354-0B710, Original Reference Number 19571, 6307 Unit Nos: Ford F4XA-11000-BA, F4XA- 11000-BB, F4XY-11002-A, F5XY-11002-A, F5XY-11002-A, XF52-11000-AA, XF5Z-11002- AA, XF5Z-11002-AARM; Ford Engineering F4XA-BA, F4XA-BB, XF52-AA; Mitsubishi M001T64285, M001T68081, M001T68081ZC, M001T68781	54-83417	Mitsubishi PMGR Starters SL NO:AM191C17572 NO OF TEETH:30 NO OF SPLIN:8 ROTATION:CCW	Mercury (1993-2002) , Nissan (1993-2007)	
40	ZWMT040-BD			SL NO:JHA296 NO OF TEETH:9 NO OF SPLIN:10 ROTATION:CW		
41	ZWMT041-BD			SL NO:JHA291 NO OF TEETH:11 NO OF SPLIN:10 ROTATION:CW		




42	ZWMT042-BD		54-8321A	SL NO:54-8321A NO OF TEETH:9 NO OF SPLIN:8 ROTATION:CW		
43	ZWMT043-BD	Replaces: Mitsubishi 15471, 19971, M191X19971, Original Reference Number 6Y16, 7X10 Unit Nos: Ford 3M81-11002-BB, BB5T- 11000-BA, BB5Z-11002-B, BB5Z-11002-C, CJ5Z-11002-A, CJ5Z-11002-B; Mazda L321-18- 400, L321-18-400A, L321-18- 400R, L327-18-400, L327-18- 400R00, L509-18-400, LF8J-18- 400B, LF8J-18-400R0B; Mitsubishi M000T33271, M000T36871, M000T85081, M000T87481, M000T87481ZC	54-8346	SL NO:5443-1009 NO OF TEETH:11 NO OF SPLIN:8 ROTATION:CW Mitsubishi 1.0-1.4kW PMGR Starters	Ford (2012-2018) , Lincoln (2013-2016) , Mazda (2003- 2015) , Mazda - China (2003- 2009) , Nissan (2001-2015)	
44	ZWMT044-BD			SL NO:FG2400A NO OF TEETH:44 NO OF SPLIN: ROTATION:CW		




45	ZWMT045-BD			SL NO:M002T8 NO OF TEETH:44 NO OF SPLIN: ROTATION:CW		
46	ZWMT046-BD		54-81107	SL NO:54-81107 NO OF TEETH:11 NO OF SPLIN:8 ROTATION:CW		
47	ZWMT047-BD			SL NO:54-81109 NO OF TEETH:11 NO OF SPLIN:8 ROTATION:CW		




48	ZWMT048-BD			<p>SL NO:90271 NO OF TEETH: NO OF SPLIN:26 ROTATION:CW</p>		
49	ZWMT049-BD			<p>SL NO:1054B NO OF TEETH: NO OF SPLIN:19 ROTATION:CW</p>		
50	ZWMT050-BD			<p>SL NO:151175 NO OF TEETH:9 NO OF SPLIN:8 ROTATION:CW</p>		




51	ZWMT051-BD			SL NO:151175 NO OF TEETH:10 NO OF SPLIN:8 ROTATION:CW		
52	ZWMT052-BD			SL NO:15777 NO OF TEETH: NO OF SPLIN:26 ROTATION:CW		
53	ZWMT053-BD	Replaces: Mazda RF5C-18-X25, Mitsubishi M191X68471, Mitsubishi Motors MD619204 Unit Nos: Hyundai 36100-42250, 36100-42350; Marelli 944280801040; Mitsubishi M002T87371, M002T87971, M002T88071, M002T88171, M002T88271, M2T88171; Mitsubishi Motors MD331137, MD344182, MD344183, MD348221; Original Reference Number ADC41229; Prestolite 20513031 Lecter Nos:	54-8344	Mitsubishi 2.0-2.2kW PLGR Starters SL NO:39204M NO OF TEETH:12 NO OF SPLIN:8 ROTATION:CW	Hyundai - Europe (1994-2004) , Hyundai LCV - Europe (2001-2004) , Kia - Europe (1995-2012) , Mitsubishi - Europe (1986-2015) , Mitsubishi LCV - Europe (1996-2012)	




54	ZWMT054-BD			<p>SL NO:54-S8387 NO OF TEETH:9 NO OF SPLIN:12 ROTATION:CW</p>		
55	ZWMT055-BD			<p>SL NO:M1T80481 NO OF TEETH:13 NO OF SPLIN:8 ROTATION:CW</p>		
56	ZWMT056-BD			<p>SL NO:5443-0010 NO OF TEETH:15 NO OF SPLIN:8 ROTATION:CW</p>		




57	ZWMT057-BD			<p>SL NO:5443-0101 NO OF TEETH:9 NO OF SPLIN:8 ROTATION:CCW</p>		
58	ZWMT058-BD			<p>SL NO:94071 NO OF TEETH: NO OF SPLIN:26 ROTATION:CW</p>		
59	ZWMT059-BD			<p>SL NO:135567 NO OF TEETH:9 NO OF SPLIN:8 ROTATION:CW</p>		


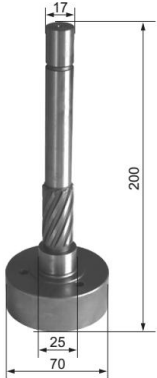

60	ZWMT060-BD			<p>SL NO:2624B NO OF TEETH:11 NO OF SPLIN:12 ROTATION: CW</p>		
61	ZWMT061-BD			<p>SL NO:1.01.340 NO OF TEETH:9 NO OF SPLIN:8 ROTATION: CW</p>		
62	ZWMT062-BD			<p>SL NO:19471 NO OF TEETH:11 NO OF SPLIN:8 ROTATION: CCW</p>		




63	ZWMT063-BD			<p>SL NO:QDJ1333 NO OF TEETH:9 NO OF SPLIN:6 ROTATION:CW</p>		
64	ZWMT064-BD			<p>SL NO:94271 NO OF TEETH: NO OF SPLIN:20/5 ROTATION:CW</p>		
65	ZWMT065-BD			<p>SL NO:40971 NO OF TEETH:10 NO OF SPLIN:8 ROTATION:CW</p>		



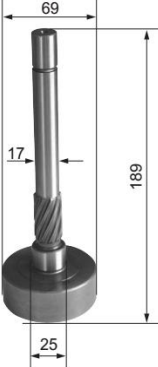
66	ZWMT066-BD	Replaces: Honda 31211-PY3-004, Mitsubishi 13771, M191T13771, M191X13771, Original Reference Number 6125 Unit Nos: Acura 31200-P5A-A01, 31200- P5A-A01RM, 31200-PV3-014, 31200-PY3-004, 31200-PY3- 014, 31200-PY3-A01, MHG001, MHG005, MHG006; Honda 31200-PV3-014, 31200-PY3- 004, 31200-PY3-014, 31200- PY3-A01, MHG001, MHG005; Mitsubishi M002T80081, M002T84081, M002T84471	54-8331	SL NO:54-8331 NO OF TEETH:9 NO OF SPLIN:8 ROTATION:CW Mitsubishi 1.6kW PLGR Starters	Acura (1991-2004) , Honda - Europe (1991-1996)	
67	ZWMT067-BD			SL NO:69671 NO OF TEETH:12 NO OF SPLIN:8 ROTATION:CW		
68	ZWMT068-BD	Replaces: Mitsubishi M191T12971, Nissan, Infiniti 23354-W9810 Unit Nos: Ford SBA18508-6550, SBA18508-6551; Ishikawajima 18508-6550, 18508-6551; Mitsubishi M000T65581, M000T65585, M001T60081, M001T66081; New Holland SBA18508-6550, SBA18508- 6551; Nissan, Infiniti 23300- GS20A, 23300-GS20B, 23300- W9810 Lester Nos: 17427, 18295, 18072	54-83421	SL NO:54-83421 NO OF TEETH:13 NO OF SPLIN:8 ROTATION:CW Mitsubishi PMGR Starters	Case (2004-2012) , Caterpillar Ag. & Ind. (2004-2009) , Ford (1976-2002) , Kalmar AC (2001-2005) , Komatsu (2004- 2009) , Mitsubishi (2004-2009) , New Holland Industrial (1976- 2012) , Nissan (2004-2009) , TCM Equipment (2001-2009) , Terramite (2000-2005)	




69	ZWMT069-BD	Replaces: Mitsubishi 40571, 6Z12 Unit Nos: Mazda PE01-18-400, PE07-18-400, PY01-18-400; Mitsubishi M000T20771, M000T20771ZC, M000T20777ZC, M000T34171, M000T39671, M000TD0071; Nissan, Infiniti 23300-8Y000, 23300-8Y00A, 2330M-8Y000RW Lester Nos: 11713, 17872, 19195, 19981	54-8349	Mitsubishi 1.7kW PMGR Starters SL NO:AM191C40571 NO OF TEETH:11 NO OF SPLIN:8 ROTATION:CW	Mazda (2012-2018) , Nissan (2004-2009)	
70	ZWMT070-BD			SL NO:AM191C18971 NO OF TEETH:9 NO OF SPLIN:8 ROTATION:CCW		
71	ZWMT071-BD			SL NO:105-093 NO OF TEETH:9 NO OF SPLIN:8 ROTATION:CW		


72	ZWMT072-BD			SL NO:54-QDJ2539 NO OF TEETH:11/18 NO OF SPLIN:5 ROTATION: CW		
73	ZWMT073-BD	Replaces: Mitsubishi M191T13571, M191T14271, Original Reference Number 14271 Unit Nos: Chrysler 04801253AA, 04896464AC, 05030023AA, 056041207, 056041207AC, 056041207AD, 4801253AA, 4896464AC, 5030023AA, 56004934, 56041207, 56041207AB, 56041207AC, 56041207AD, 56041207AE, 56044734AA, 5604473572AB, 56044735AB, 56044736AB, 56044735AB, 56044736AB	54-8336	Mitsubishi PMGR Starters SL NO:AM191C40571 NO OF TEETH:10 NO OF SPLIN:8 ROTATION: CW	Cadillac (2007-2008) , Chevrolet (2014-2015) , Chrysler (2005-2016) , Dodge (2005-2016) , Jeep (1993- 2010) , Opel - Europe (2004- 2015) , Saab - Europe (2005- 2015) , Vauxhall - Europe (2004-2015)	
74	ZWMT074-BD	Replaces: Mitsubishi M191T32271, Onan 191-1087, Original Reference Number 32271 Unit Nos: Mitsubishi MEA10-07, MEA10-7; Onan 191-0734, 191-1052 Lester Nos: 17332	54-8301	Mitsubishi DD Starters SL NO:AM191C40571 NO OF TEETH:10 NO OF SPLIN:4 ROTATION: CCW	John Deere (1975-1984) , Onan (1975-1990)	

75	ZWMT075-BD		54-8345	SL NO:AM191C40571 NO OF TEETH:11 NO OF SPLIN:8 ROTATION:CCW		 <p>Technical drawing of a gear assembly. The drawing shows a gear with 11 teeth mounted on a shaft. The overall width of the gear assembly is 45.1. The diameter of the gear is 34. The diameter of the shaft is 12. The total height of the assembly is 73.</p>
76	ZWMT076-BD			SL NO:8DC9-701A NO OF TEETH:37 NO OF SPLIN: ROTATION:CW		 <p>Technical drawing of a gear assembly. The drawing shows a gear with 37 teeth mounted on a shaft. The diameter of the gear is 17. The total height of the assembly is 200. The diameter of the shaft is 25. The diameter of the base is 70.</p>
77	ZWMT077-BD			SL NO:15015 NO OF TEETH: NO OF SPLIN:19 ROTATION:CCW		 <p>Technical drawing of a gear assembly. The drawing shows a gear with 19 teeth mounted on a shaft. The overall width of the gear assembly is 67. The diameter of the gear is 20. The total height of the assembly is 127/144.</p>

78	ZWMT078-BD			<p>SL NO:69571 NO OF TEETH:11 NO OF SPLIN:5 ROTATION:CCW</p>		
79	ZWMT079-BD			<p>SL NO:850622 NO OF TEETH:10 NO OF SPLIN:10 ROTATION:CW</p>		
80	ZWMT080-BD			<p>SL NO:850639 NO OF TEETH: NO OF SPLIN:19 ROTATION:CW</p>		

81	ZWMT081-BD			<p>SL NO:850641 NO OF TEETH:9 NO OF SPLIN:8 ROTATION:CW</p>		
82	ZWMT082-BD			<p>SL NO:850677 NO OF TEETH:11 NO OF SPLIN:5 ROTATION:CW</p>		
83	ZWMT083-BD			<p>SL NO:7607049 NO OF TEETH:37 NO OF SPLIN: ROTATION:CW</p>		

84	ZWMT084-BD	Replaces: Mazda AJ34-18-X25, Mitsubishi M191X14671, Original Reference Number 14671, 6314 Unit Nos: Ford 9E5T-11000-AB, 9E5T-11000-AC, 9E5Z-11002-A; Ford Engineering 9E5TAB, 9E5ZA; Mazda AJ34-18-400, AJ34-18-400A, AJ34-18-400R, AJ34-18-400R-0A, AJ34-18-400R00, AJ51-18-400, AJ51-18-400R00; Mitsubishi M000T16271, M000T16271ZC, M000T88681, M001T96581, M001T96681; Suzuki 21100-84A10	54-8351	Mitsubishi PMGR Starters SL NO:RM191B14671 NO OF TEETH:12 NO OF SPLIN:8 ROTATION:CW	Dacia - Europe (2005-2012) , Ford (2010-2012) , Mazda (2002-2008) , Mercury (2010-2011)	
85	ZWMT085-BD			SL NO:D2366 NO OF TEETH:11 NO OF SPLIN:10 ROTATION:CW		
86	ZWMT086-BD			SL NO:M8T76071 NO OF TEETH:11 NO OF SPLIN:8 ROTATION:CW		

87	ZWMT087-BD			SL NO:QD288-2B NO OF TEETH:37 NO OF SPLIN: ROTATION:CW		 <p>Technical drawing of a splined shaft. The drawing shows a shaft with a splined section and a flange at the bottom. Dimensions are indicated: 17 (shaft diameter), 200 (total length), 25 (splined section length), and 70 (flange diameter).</p>
----	------------	--	--	---	--	--