



ARV SYSTEM

Amrta Commercial Air Conditioner



<http://www.amrtaac.com>

Office telephone: 0086-0531-88901036
For more information, contact info@amrta.com.cn

Literature Order Number	PROD-ARV002-EN
Date	Dec 2018

AMRTA has a policy of continuous product and product data improvement and reserves the right to change design and specifications without notice.

INDEX

Outdoor Unit

ARV 6 Series	8
ARV Individual Series	27
ARV Mini Series	31

Indoor Unit

One-way Cassette	37
Two-way Cassette	38
Four-way Cassette	39
Slim Duct	43
Mid ESP Duct	46
High ESP Duct	48
Fresh Air Processing Unit	49
Ceiling&Floor	50
Wall-mounted	54

Control System


Remote Controller	58
Wired Controller	59
Centralized Controller	61
Network Control Software	63
Accessories	69

HRV

Heat Recovery Ventilator	73
--------------------------	----

Branch Pipe

Branch Pipe	76
-------------	----



Product Lineup

Modular VRF Outdoor Unit

All DC Inverter

Capacity	(kW)	25.2	28.0	33.5	40.0	45.0	50.4	56.0	61.5	Page
	(HP)	8	10	12	14	16	18	20	22	

ARV 6



•	•	•	•	•	•	•	•	•	•	8
---	---	---	---	---	---	---	---	---	---	---

ARV 6 Series

8/10/12HP	14/16/18/20/22HP	24/26/28/30/32/34/36/38/40/42/44HP
-----------	------------------	------------------------------------



46/48/50/52/54/56/58/60/62/64/66HP	68/70/72/74/76/78/80/82/84/86/88HP
------------------------------------	------------------------------------



Individual VRF Outdoor Unit

Capacity(kW)	Appearance	61.5	67.0	73.0	78.5	85.0	90.0	Page
--------------	------------	------	------	------	------	------	------	------

ARV Individual



•	•	•	•	•	•	•	•	27
---	---	---	---	---	---	---	---	----


ARV Individual

22/24HP	26/28/30/32HP
---------	---------------







Product Lineup









Mini VRF Outdoor Unit



Capacity(kW)	8	10	12	14	16	22	28	Page
ARV Mini 	•	•	•	•	•	•	•	31

Indoor Unit (DC fan motors)

Capacity(kW)	Appearance	2.2	2.8	3.6	4.5	5.6	7.1	8.0	9.0	10.0	11.2	12.5	14.0	15.0	Page
Four-way Cassette 			•	•	•	•	•	•	•	•	•	•	•		39
Slim Duct 		•	•	•	•	•									43
Mid ESP Duct 					•	•	•	•	•	•	•	•	•	•	46
Wall-mounted 		•	•	•	•	•									54

Indoor Unit (AC fan motors)


Capacity(kW)	Appearance	2.2	2.8	3.6	4.5	5.6	7.1	8.0	9.0	10.0	11.2	12.5	14.0	15.0	Page
One-way Cassette 		•	•	•	•	•	•								37
Two-way Cassette 		•	•	•	•	•	•								38
Four-way Cassette 							•	•	•	•	•	•	•		39
Slim Duct 		•	•	•	•	•									43
Mid ESP Duct 					•	•	•	•	•	•	•	•	•	•	46
High ESP Duct 											•	•	•	•	48
Ceiling&Floor 					•	•	•	•	•	•	•	•	•		50
Wall-mounted 		•	•	•	•	•									54

Capacity(kW)	Appearance	22.0	28.0	45.0	56.0	Page
High ESP Duct 		•		•	•	48
Fresh Air Processor 		•	•	•	•	49

AHU Kit

Mode	Appearance	ARVK01	ARVK02	Page
ARVK 		•	•	69

Heat Recovery Ventilator

Air Volume(m³/h)	Appearance	200	300	400	500	600	800	1000	1500	2000	2500	3000	4000	5000	Page
HRV 		•	•	•	•	•	•	•	•	•	•	•	•	•	73

Health



Fresh Air Intake

Air outside can be led into the room via a connection pipe, which keeps the indoor air fresh and healthy.



Long-term Filter

The latest long-term filter ensures better air quality. Meanwhile, the cleaning frequency has been decreased, and maintenance is also much easier.



Self-Cleaning

Indoor unit will continue running with special combined mode to blow and dry indoor evaporator after the unit switch off so as to keep clean and healthy.

Comfort



Anti-Cold-Air

When starting the heating operation, the fan speed is regulated automatically from the lowest speed to the preset level. This function can prevent cold air from blowing out at the beginning of the operation, which avoids the discomfort to the user.



Follow Me

Temperature sensor built in the remote control will sense its surrounding temperature, so the unit can achieve accurate and comfortable temperature control just like the air conditioner is following you.



Fast Cooling /Heating

Startup at high frequency increases cooling/heating capacity and reduces time to reach set temperature, thus you can enjoy cooling and heating in seconds.



Auto swing

Distributes cool/warm air to maximum area by moving horizontal and vertical fags automatically.



Independent Dehumidification

With the independent dehumidification function, the unit can efficiently dehumidify the room and give you more comfort.



3D Air Flow

Combine vertical and horizontal auto swing to ensure an even distribution of air flow throughout the room.



Dimmer

Press this button to shut off the display light on the front panel.



Silent

Indoor fan will run at super breeze speed and indoor noise level can be extremely low when the unit enters silent mode operation.

Reliability



Self-diagnosis Function

Once abnormal operation or parts failure happen, the unit will monitor the failures, the microcomputer of air conditioner will switch off and protect the system automatically when it happens. Meanwhile, the error or protection code will be displayed on the indoor unit.



Low Ambient Cooling

With special designed PCB, outdoor fan speed can be changed automatically according to condensation temperature. The air conditioner can run cooling operation even when the outdoor ambient temperature down to -15°C.



Intelligent Defrosting

Normal defrost function can only be operated in certain time, but Amrta commercial air conditioner's intelligent defrost can start automatically according to the surrounding condition.



Compressor Heating Belt

Auxiliary heating belt can increase compressor oil temperature in winter and prevent defrosting water accumulated, which improves heat transfer efficiency.



No Frosting Chassis

The unique pipeline design makes the temperature on chassis higher than normal units, and it prevents defrosting water accumulated, which improves heat transfer efficiency and solves the drainage problem.



Golden Fin

Effectively prevent bacteria breeding and improve heat transfer efficiency. The unique anti-corrosive golden coating on the condenser can withstand the rain, salty air and other corrosive elements.



Optional Electric Heater

Built-in auxiliary electric heater as option, the heating performance will be more powerful.



Fire-proof Electric Box

Electrical control box adopts new design, which can meet the higher fire safety requirement to prevent the internal fire due to the electric spark accident.

Energy Saving



180° Sine Wave Control

With considerable advantages, DC Inverter 180° sine wave driving technology has much wider range of frequency and voltage, higher energy efficiency, more smooth running and lower noise.



0.5W 0.5W Standby

Intelligent technology enables Amrta products to cut energy consumption from normal 5W to 0.5W per hour when standby, which counts 90% of saving.



Sleep Mode

The function enables the air conditioner to automatically increase cooling or decrease heating 1°C per hour for the first 2 hours, then holds steady for the next 5 hours, after that it will switch off. This function maintains both energy saving and comfort in night.



Hydrophilic aluminum fin

The louvered hydrophilic aluminum foil has improved by more than 10%. There refrigerant inlet and outlet are separated, to ensure the sub-cooling and enhance the cooling capacity.



All Process By DC Drive

DC control, DC Compressor, DC indoor motor, DC outdoor motor, and DC Electronic expansion valve make low noise and high efficiency.

Convenience



24-hour Timer

Users can turn on or turn off the air conditioner at any time in 24 hours with remote controller or wireless controller.



Built-in Drain Pump

The built-in pump can lift the condensing water 1200 mm upmost from the drainage pan.



Dual side Drainage

Both left and right sides of the indoor unit are possible for drainage hose connection, and it's easy for installation with this function.



Digital Tube Display

Easily for the running parameters checking and more convenient for troubleshooting, digital tube displays work status such as indoor temperature, setting temperature, the mode of operation, etc.



Remote Control

Help users to control the air conditioner easily, you can design your most comfortable settings with this controller.



Wired Control

Help users to control the air conditioner easily, the wired controller can be fixed on the wall and avoid mislaying. It's mainly used for commercial zone and makes air conditioner control more convenient.



Central Control

With the control function of weekly timer, zone (or group) setting etc., the centralized controller can control 64 units with RS 485 wire connection and the central control adapter.



WIFI Control

With the WIFI control, you can easily turn off the air conditioner outside your house via smart device. Furthermore, you can turn it on before you come back. The indoor unit filter can be taken off to wash easily and it keeps cleaning air all the time.



Washable Filter

The indoor unit filter can be taken off to wash easily and it keeps cleaning air all the time.



Auto Restart Function

If the air conditioner breaks off unexpectedly due to the power cut, it will restart with the previous setting mode automatically when the power resume.

Nomenclature

Indoor Unit

ARV T - CA - H 028 / 4 R1 A

Design Series Code

Refrigerant Type:
R1: R410A.

Power Supply:
2: 220-240V~, 1Ph, 60Hz
5: 380-415V~, 3Ph, 50Hz
9: 208-230V~, 3Ph, 60Hz
S: 380-415V~, 3Ph, 50/60Hz

Cooling Capacity (x100W)

H: Cooling & Heating

Indoor Unit Type:
C1: One-Way Cassette
CA: Four-Way Cassette
LD: Slim Duct
HD: High ESP Duct
FA: Fresh Air Processor

Climate Class:
T: Tropical Type

Amrta Refrigerant Variable AC

R22 Omitted

4: 220-240V~, 1Ph, 50Hz
6: 380-415V~, 3Ph, 60Hz
N: 220-240V~, 1Ph, 50/60Hz

C: Cooling Only

C2: Two-Way Cassette
CF: Ceiling&Floor
MD: Mid ESP Duct
WM: Wall-Mounted

T1 Omitted

Outdoor Unit

ARV T - H 280 / 4 R1 M A

Design Series Code

M: Modular Outdoor Unit

Refrigerant Type:
R1: R410A.

Power Supply:
2: 220-240V~, 1Ph, 60Hz
5: 380-415V~, 3Ph, 50Hz
9: 208-230V~, 3Ph, 60Hz
S: 380-415V~, 3Ph, 50/60Hz

Cooling Capacity (x100W)

H: Cooling & Heating

Climate Class:
T: Tropical Type

Amrta Refrigerant Variable AC

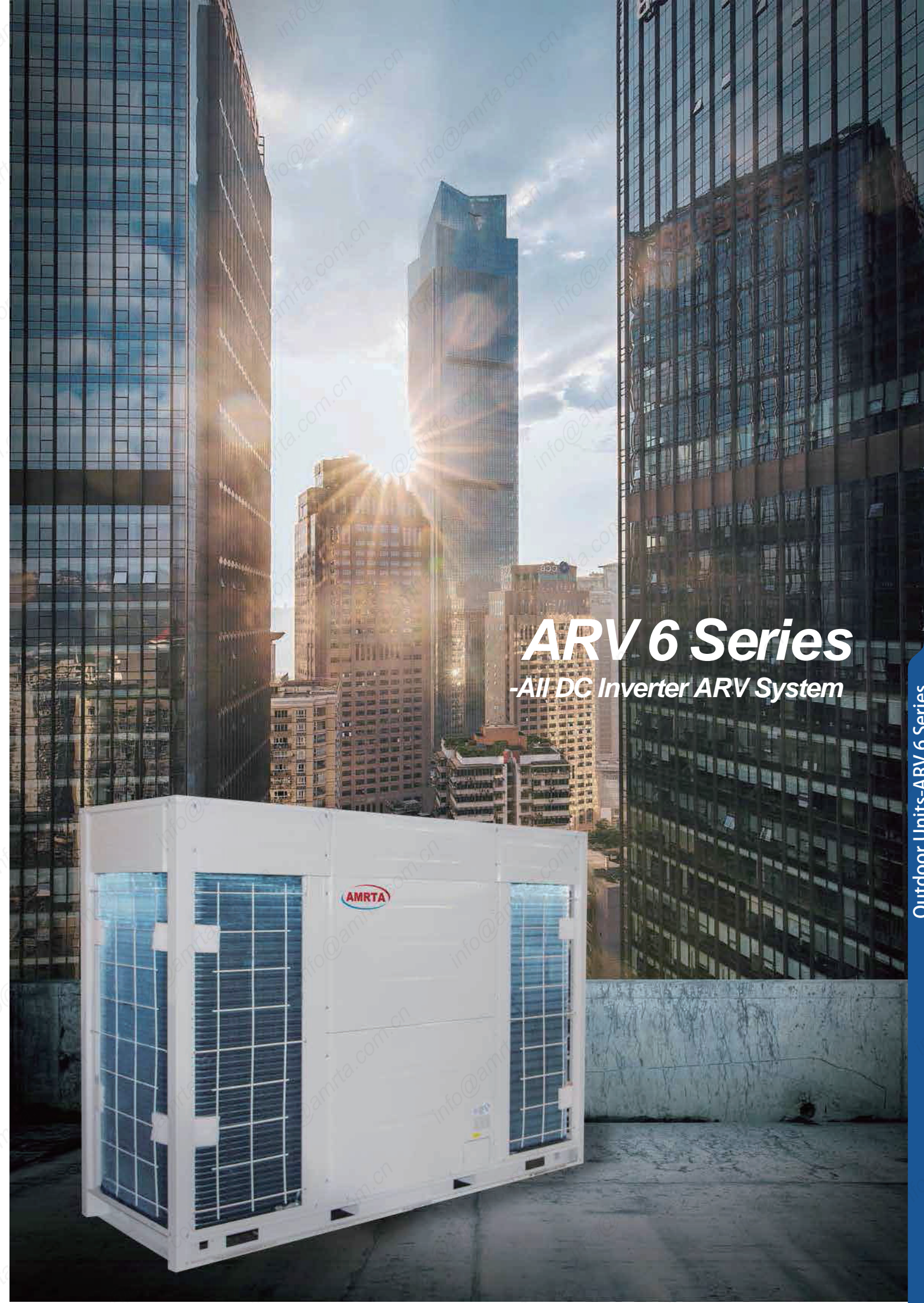
Non- Modular Omitted

R22 Omitted

4: 220-240V~, 1Ph, 50Hz
6: 380-415V~, 3Ph, 60Hz
N: 220-240V~, 1Ph, 50/60Hz

C: Cooling Only

T1 Omitted



ARV 6 Series
-All DC Inverter ARV System

ARV 6 Series



VER Technology

Variable Energy-efficiency Regulation

Evaporating and condensing temperature makes strong effect to the cooling and heating performance and energy-efficiency ratio of AC system.


Thanks to VER technology, ARV6 series has various modes with different refrigerant temperature which lead the system to different performance and energy-efficiency ratio.

Cooling: 3 modes with different evaporating temperature.
Heating: 3 modes with different condensing temperature.

Turbo mode
 High cooling and heating performance, cool down or warm up the room rapidly.

Basic mode
 Default mode, balance the reaction speed and efficiency.

High efficiency mode
 Satisfy the lowest capacity requirement and low the energy consumption.



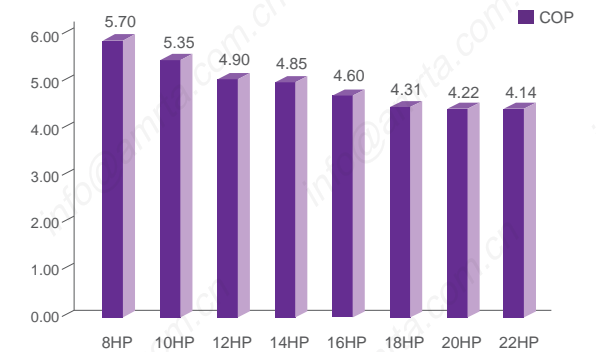
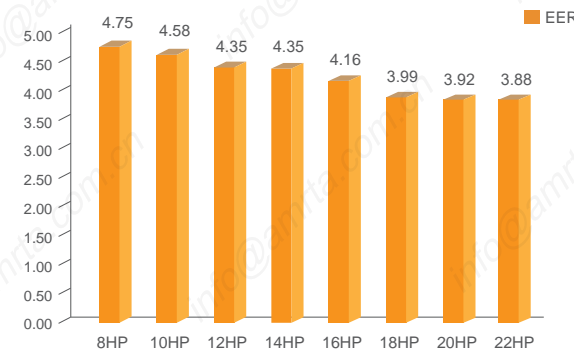
Users can choose a certain mode according to the actual need in different area and climate, so that the system can satisfy various requirement, and the seasonal efficiency can be optimized.

High Efficiency and Energy Saving

High Eer And Cop

ARV 6 Series achieves the industry's top class energy efficiency in cooling and heating by utilizing all DC inverter compressors, and Enhanced vapor injection.

The cooling EER is up to 4.75 and the heating COP is up to 5.70 in the 8HP category.



All DC Inverter

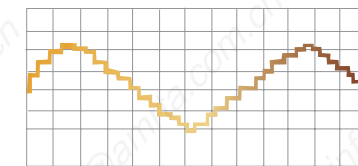
New generation DC inverter compressor, high efficiency, large capacity and wide operation range.

DC fan motor, optimized designed fan blade and wind scooper, enhance the air flow volume and reduce the noise.

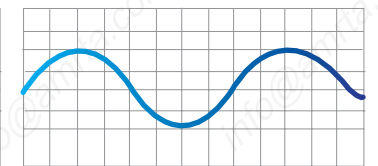


180° Sine Wave Control

DC inverter compressor users 180° sine wave vector control technique makes motor operate smooth and increases the efficiency. significantly compared with traditional sawtooth wave. It also can lower the noise level.



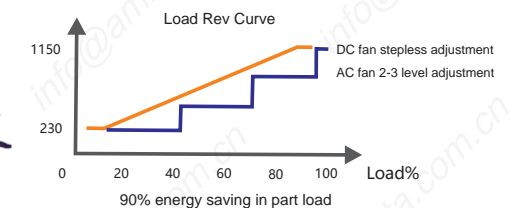
Traditional Control



180° Sine Wave DC Control

DC Brushless Fan Motor

DC brushless motor adjusts the fan speed according to the system pressure, and running load to enhance the efficiency by 45%. The super aero fan provides a larger air volume and higher static pressure.



Enhanced Vapor Injection DC Inverter Compressor

EVI-Enhanced vapor injection

Heating condition, reducing the outlet temperature, increasing the compressor capacity, improving the heating performance.

Optimize the asymmetric vortex design

Heating condition, reducing the outlet temperature, increasing the compressor capacity, improving the heating performance.

Dynamic oil balance structure


Oil balance tube implementation parallel compressor and oil quantity dynamic equilibrium, ensuring the reliability of several paralleled compressors.

High efficiency motor configuration

Using high quality material concentrated stator, cooperate with neodymium magnet rotor, having outstanding efficiency.

High pressure cavity structure

Large exhaust buffer volume, reducing the air flow noise and vibration of the runtime.



Pressure relief valve structure

Improving the partial load efficiency, adapt to the transformer ratio working condition, improving the compressor performance.

The intermediate pressure servo mechanism

According to the operation pressure among dynamic adjusting middle pressure, has realized the axial flexible, optimization of dynamic vortex disk meshing, improve product performance.

High reliability of the bearing

Adopt cylinder bearing and self-aligning ball bearing bearing group, improving the reliability of the compressor.

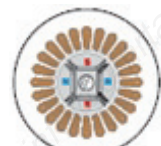
Internal oil circulation structure

Lubricating oil to achieve internal circulation, reducing heat loss, decreasing the rate of spitting oil, improve the efficiency and reliability.

Positive displacement gear oil pump

Positive displacement gear oil pump to ensure the high and low frequency can satisfy the oil supply, improving the reliability of the compressor.

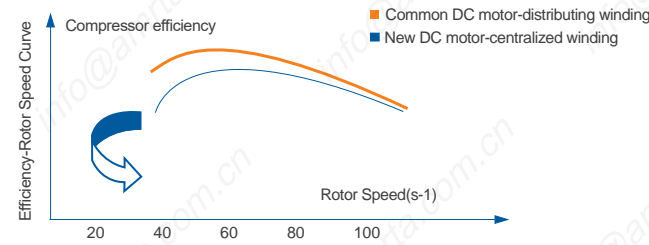
High-efficient permanent magnetic motors are installed, giving better performance than traditional DC inverter compressors.



Centralizing winding



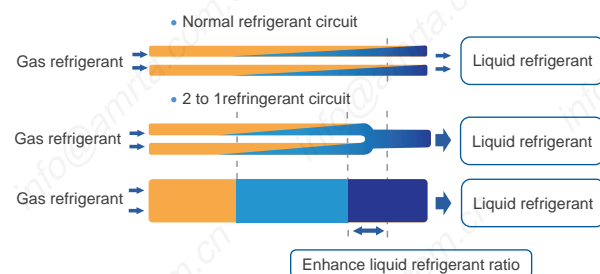
Distributin winding



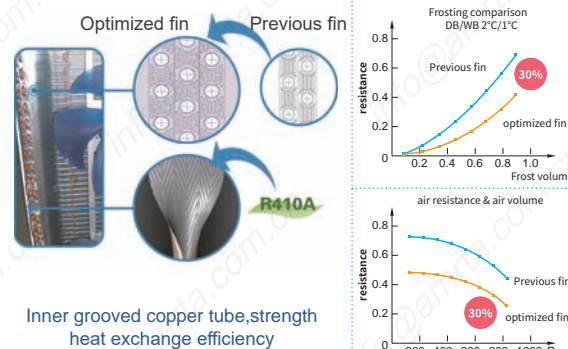
Powerful magnets provide high torque and efficiency and achieve 70% reduction in volume.

High Efficient Heat Exchanger

Optimized 2 to 1 refrigerant circuit design, increase the heat exchanging efficiency and enhance the ratio of liquid which flow to the evaporator.


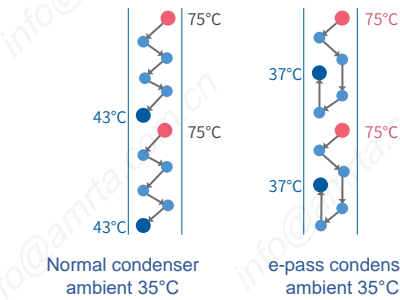


Optimized fin design, reduces the water resistance and wind resistance.



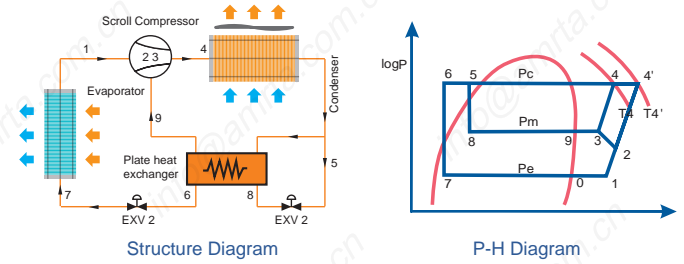
3-step Sub-cooling Technology

Optimize the design of the condenser 12°C sub-cooling by optimized refrigerant circuit and "Inverse fin type" window fin design.



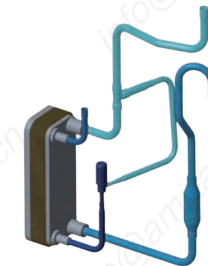
"Inverse fin type" window fin design

5.5°C sub-cooling by special plate heat exchanger further reduce the refrigerant temperature flowing into the indoor unit.



14.5°C sub-cooling by dual EXV with a special and effective plate heat exchanger.

- Low cold
- Mid cold
- High cold
- Super cold



4-times Anticipation Energy-saving Control Technology


Module anticipation energy-saving control technology

In partial load, intelligent judgment single operation and the efficiency of the module keep the minimum power consumption.



Compressor anticipation energy-saving adjustment technology

Control compressors quantity and operating frequency, to get higher energy efficiency ratio in partial load. Compressor parallel technology.



Fan anticipation energy-saving adjustment technology

Control running quantity and operating frequency, obtain higher energy efficiency ratio under partial load.



Refrigerant anticipation energy-saving technology adjustment

Adjust the opening of the electronic expansion valve, to improve the effect of condenser heat transfer, to get higher energy efficiency ratio under partial load.



Wide Application Range

Large Capacity & Free Combination

8 basic models from 8HP to 22HP.
Maximum combination: 88HP(246kW), top level in industry.
Less quantity of system, space saving, easy installation and low cost.



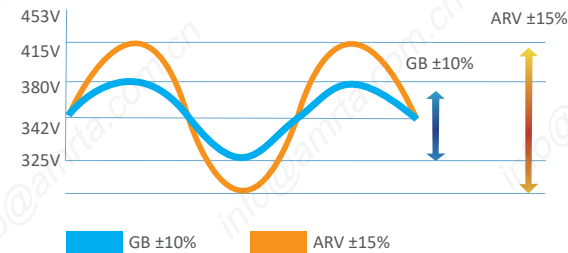
Wide Operation Range

No matter in hot summer or cold winter, ARV6 can supply comfortable environment for users.



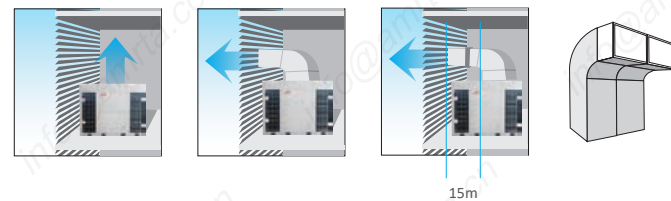
Wide Voltage Design

In Country with unstable voltage, ARV system still could run stably.



Changeable ESP

Optimized fan provide outdoor unit up to 110Pa static pressure. Outdoor units can be installed in the service floor or facility room.

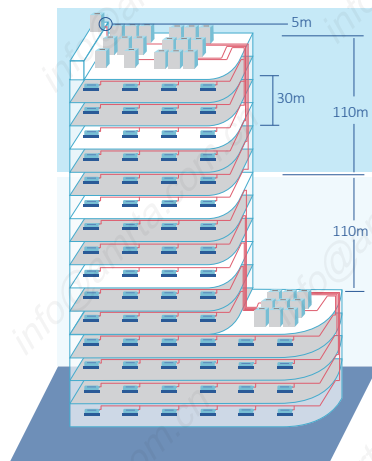


Long Piping Length

Thanks to the DC inverter control technology and sub-cooling circuit technology, it is possible to design a system with longer piping and elevation difference which make it easier to design and installation.

- Max. Total piping length — 1000m
- Max. Actual piping length — 240m
- Max. piping length from 1st indoor branch to the farthest indoor unit — 40m/90m*
- Max. Level difference between outdoor units — 5m
- Max. Level difference between indoor units — 30m
- Max. Level difference between ODU and IDU units — 110m

*The longest length after first branch is 40m as standard can be extended to up to 90m under certain conditions. Please contact your local dealer for further information.

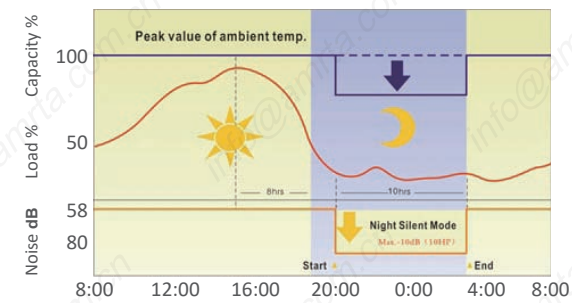


Comfortable And Healthy Environment

Silence Operation

Outdoor Unit Quiet Mode

By using optimized fan blades and the CFD (computational Fluid Dynamics) technology, the product is equipped with the night low-noise operation function. Provide more quiet operation during the night. Minimum operation noise only 45dB(A)



Indoor Unit Quiet Mode

Innovative centrifugal fan for large diameter and a new design of the spiral duct system equipped with high-quality motor at the same time, making the air supply more quietly and smoothly. The lowest noise is 18 dB(A).

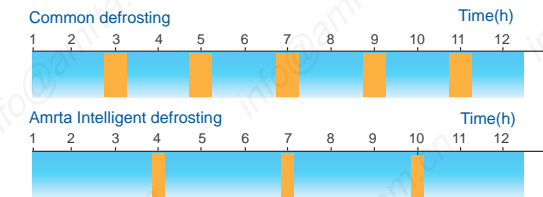


Intelligent Defrosting

Variable parameters defrost through temperature and pressure sensors, to grasp time accurately which can defrost or heat normally.

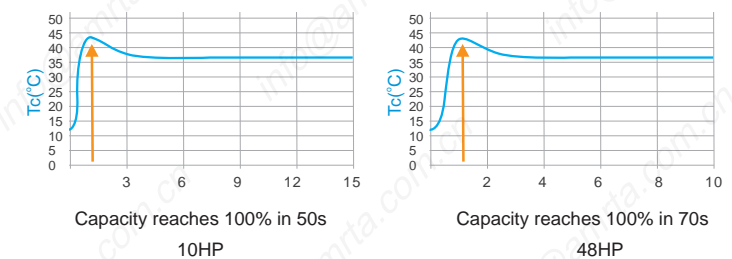
Base on the main unit and at the end of the EXV control the output, fast bolt in liquid refrigerant system, unit operation is more stable; Through the dry run, defrosting exhaust temperature higher, more complete, more conventional. The defrosting time less 3 min than others at least.

Refrigerant pipeline design to ensure outdoor heat exchanger bottom no frost during heating and ice water mixture discharge smoothly when defrosting.



Fast Warm Up And Cool Down

The DC Inverter Compressor system reaches full load rapidly providing less temperature fluctuation and an improved living environment, bring great user experience.



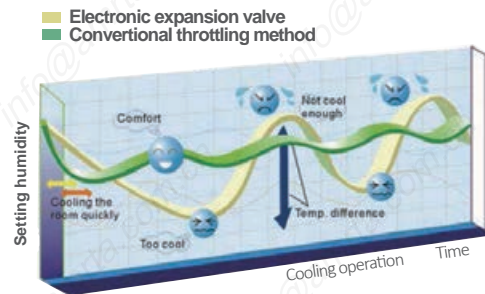
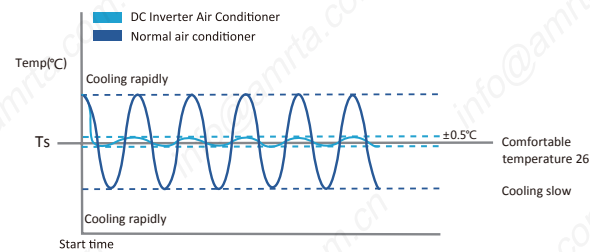
Precise Temperature Control

Double EXVs Control
 Double EXVs in one system ,each EXV part achieves 480 Plus rate to precisely adjust refrigerant flow.



Amrta composite temperature control technology, through the indoor/outdoor operation condition detection, adjust outdoor power output, optimize the indoor air distribution, achieve the high precision adjustment of 0.5°C.

The unit uses PI calculation principle to calculate the percentage of indoor capacity demand according to indoor temperature fluctuations, to perform real-time control to the compressor operating frequency and through the double EXV adjustment, precision up to level 1000, accurately control the refrigerant flow, assure indoor comfort.

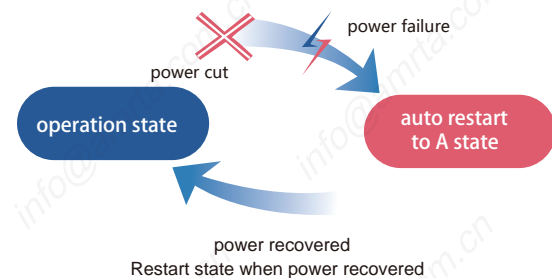


Humanization Design

VIP Function
 Special VIP control function, the VIP room will decide the whole system operation mode, prior to other mode or economic locking function, ensure the priority of the important room.



Auto Restart Function
 The AC can automatically memorize the operation setting when power is cut off accidentally. It can return to previous setting when power resumes. Recover the former operation state when power is restored , no need restart the unit manually



Economic Locking Function
 Special design economic locking function, through outdoor PCB switch setting. If work in economic lock, AC lowest work cooling temperature will keep in 26°C and highest heating temperature keep 20°C.



Easy Installation & Maintenance

Saving Installation Space

Less quantity of system, space saving, easy installation and low cost.



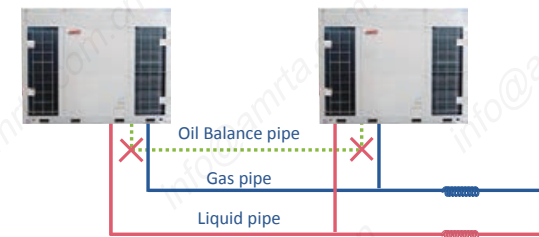
22HP: Required Space Reduced by 44%



88HP: Required Space Reduced by 36%


No Oil Balance Pipe Between ODUS

High efficient oil/gas separating tech,make the system oil balance between compressors without oil balance pipe.



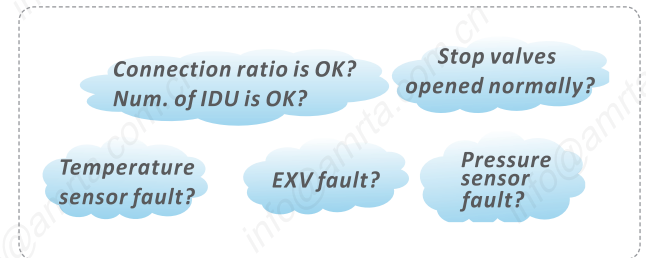
Non-Polar Communication

No polar in communication wire ,easy installation and commissioning.



Auto Commissioning

When commissioning, the outdoor mainboard can check the operation state and show the corresponding error code in engineering mode. Find out the faults when commissioning, enhance the reliability of the system.



Auto Refrigerant Recycling &Auto Refrigerant Charging

Refrigerant can be recycled to the outdoor units or indoor units when maintenance is need. The outdoor unit can adjust the refrigerant amount according to the operation parameters such as pressure and temperature, and remind the installation personnel to stop charging.



One Button Test Run

Press the button lightly once in the motherboard outdoor, to realize the cooling and heating test run, don't need to open indoor machine one by one.



Auto Dust Removal & Auto Snow-Blowing

The outdoor fan can blow away covered snow every 30 minutes (or other given time) without manual cleaning, especially suitable for cold areas.

The outdoor fan can rotate in reverse direction to remove dust on heat exchanger to ensure the heat exchange performance.

Rotatable Electric Control Box

Rotating electric control box design, using the new rotating electric control box, humanized design makes maintenance more convenient, without disassembling control box.



Black BOX Function

Using aviation grade Black BOX technique, memorizing operation parameters before the failure, finding fault information quickly, as an accurate, efficient maintenance services to provide valuable information, maintenance more convenient.



360° Pipe-connecting Mode

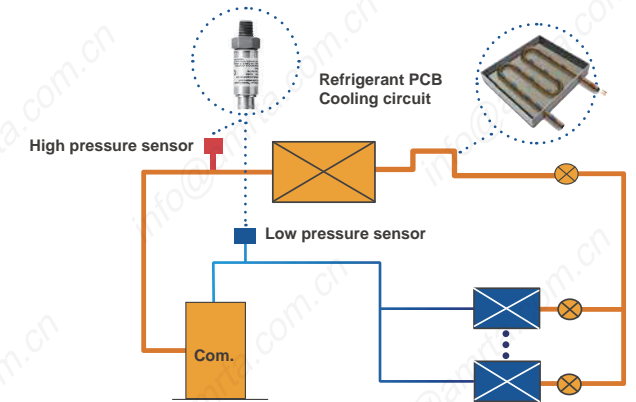
ARV-6 series can be on the front, left side, right side to choose pipe-connecting direction freely, it's easy to install.



Reliable & Stable

Refrigerant PCB Cooling System

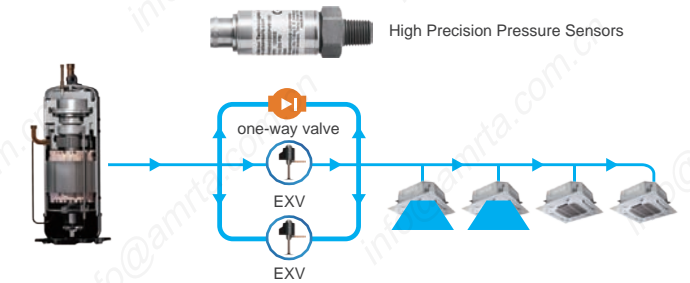
The PCB is well cooled by the refrigerant, ensuring the system operate steadily even in tropical area. Frequency limit of inverter compressor can be relaxed, so that the output capacity of ODU can be higher than conventional products.



Precise Refrigerant Control


Real-time monitoring the discharge and suction pressure of the system.

The output of compressors and the EXV open degree can be regulated precisely to optimize the compression ratio. Ensuring the compression ratio always in safety zone.



Module Alternate Operation

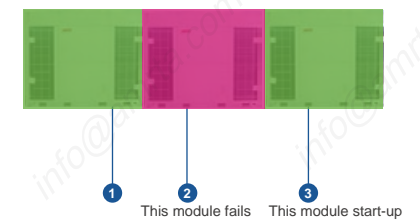
In one combination system, any module could run as the master unit according to the running time. Balance the life of the outdoor units in one system.



Back-Up Operation Technology


Module Back-Up Technology

As one module breaks down, the rest of modules in the same refrigerant system start-up urgently.



Compressor Back-Up Technology

As one fan motor breaks down, the rest of fan in the outdoor unit start-up, ensure the outdoor unit is normal operation.



Fan Motor Back-Up Technology

As one fan motor breaks down, the rest of fan in the outdoor unit start-up, ensure the outdoor unit is normal operation.



Reliable & Stable

All-round Protection

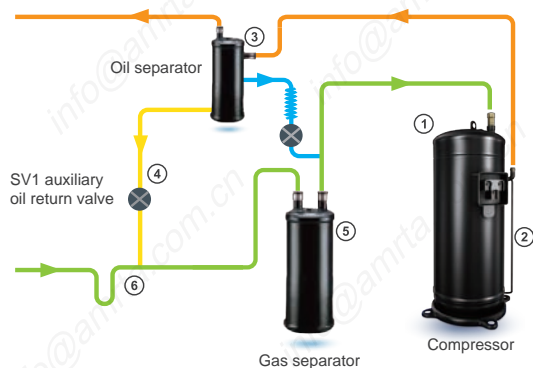


Oil Return Control Technology

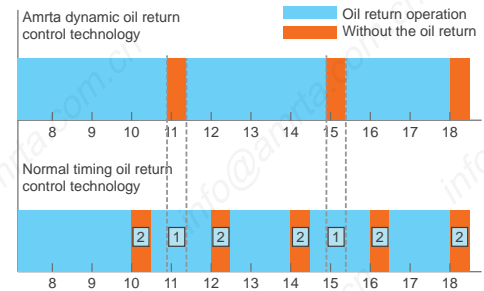
Dynamic Oil Return Control Technology
 Monitor compressor running state and running time, computing system reasonable oil return time.

6-Step Oil Separating Technology
 Completely solve the problem of oil, the system more stable and reliable


Compressor Throwing Oil Technology
 When the compressor oil level higher than the warning line, system through tubing eliminate redundant frozen oil, keep the oil balance between compressor.



- ① Compressor with oil mist separation
- ② Oil self balancing control design
- ③ High efficient oil separator
- ④ Emergency oil circuit design
- ⑤ Gas-liquid separator oil return
- ⑥ System with oil return design



- 1 Need oil return but there was no oil return operation, which can't guarantee the system stability and reliability.
- 2 Without oil return operation is to carry on the oil return operation, which cause unnecessary waste.



ARV 6 Series



kW	HP	Flexible Outdoor Unit Combination							
		8HP	10HP	12HP	14HP	16HP	18HP	20HP	22HP
25.2	8	★							
28.0	10		★						
33.5	12			★					
40.0	14				★				
45.0	16					★			
50.4	18						★		
56.0	20							★	
61.5	22								★
67.0	24			★★					
73.0	26		★			★			
78.5	28			★		★			
84.0	30		★					★	
89.5	32		★						★
95.0	34			★					★
101.5	36				★				★
106.5	38					★			★
111.9	40						★		★
117.5	42							★	★
123.0	44								★★
128.5	46			★★					★
134.5	48		★			★			★
140.0	50			★		★			★
145.5	52		★					★	★
151.0	54		★						★★
156.5	56			★					★★
163.0	58				★				★★
168.0	60					★			★★
173.4	62						★		★★
179.0	64							★	★★
184.5	66								★★★
190.0	68			★★					★★
196.0	70		★			★			★★
201.5	72			★		★			★★
207.0	74		★					★	★★
212.5	76		★						★★★
218.0	78			★					★★★
224.5	80				★				★★★
229.5	82					★			★★★
234.9	84						★		★★★
240.5	86							★	★★★
246.0	88								★★★★

*The above combination types are factory-recommended type. The combined type also can be combined at will.

ARV 6 Series 380~415V-50/60Hz

HP			8	10	12	14
Model			ARV-H250/SR1MV	ARV-H280/SR1MV	ARV-H330/SR1MV	ARV-H400/SR1MV
Combination	HP		8	10	12	14
Capacity	Cooling	kW	25.2	28	33.5	40
	Heating	kW	28	31.5	37.5	45
Electric Data	Power supply	V-,Hz,Ph	380~415,50/60,3	380~415,50/60,3	380~415,50/60,3	380~415,50/60,3
	Cooling input	kW	5.31	6.11	7.70	9.20
	EER	W/W	4.75	4.58	4.35	4.35
	Heating input	kW	4.91	5.89	7.65	9.28
	COP	W/W	5.70	5.35	4.90	4.85
Performance	Air Flow Volume	m ³ /h	12000	12000	12000	14000
	Sound Pressure level	dB(A)	≤58	≤58	≤58	≤61
Compressor	Type		DC inverter	DC inverter	DC inverter	DC inverter
	Quantity		1	1	1	1
Fan motor	Type		DC motor	DC motor	DC motor	DC motor
	Quantity		1	1	1	2
Max. No. of Indoor Units	unit		13	16	20	23
Connection Ratio	%		50~200	50~200	50~200	50~200
Dimension (WxDxH)	Net	mm	990×765×1635	990×765×1635	990×765×1635	1340×765×1635
	Packing	mm	1050×815×1805	1050×815×1805	1050×815×1805	1400×815×1805
Weight	Net	kg	215	215	230	265
	Gross	kg	225	225	240	280
Pipe Diameter	Liquid Side	mm	12.7	12.7	12.7	15.88
	Gas Side	mm	22.2	22.2	22.2	28.6
Operation Range	Cooling	°C	-15~52	-15~52	-15~52	-15~52
	Heating	°C	-25~24	-25~24	-25~24	-25~24
Stuffing Quantity	20/40/40H	unit	14/28/28	14/28/28	14/28/28	11/22/22

ARV 6 Series 380~415V-50/60Hz

HP			16	18	20	22
Model			ARV-H450/SR1MV	ARV-H500/SR1MV	ARV-H560/SR1MV	ARV-H610/SR1MV
Combination	HP		16	18	20	22
Capacity	Cooling	kW	45	50.4	56	61.5
	Heating	kW	50	55.5	63	69
Electric Data	Power supply	V-,Hz,Ph	380~415,50/60,3	380~415,50/60,3	380~415,50/60,3	380~415,50/60,3
	Cooling input	kW	10.82	12.63	14.29	15.85
	EER	W/W	4.16	3.99	3.92	3.88
	Heating input	kW	10.87	12.88	14.93	16.67
	COP	W/W	4.60	4.31	4.22	4.14
Performance	Air Flow Volume	m ³ /h	14000	16000	16000	16000
	Sound Pressure level	dB(A)	≤61	≤63	≤63	≤63
Compressor	Type		DC inverter	DC inverter	DC inverter	DC inverter
	Quantity		1	2	2	2
Fan motor	Type		DC motor	DC motor	DC motor	DC motor
	Quantity		2	2	2	2
Max. No. of Indoor Units	unit		26	30	33	36
Connection Ratio	%		50~200	50~200	50~200	50~200
Dimension (WxDxH)	Net	mm	1340×765×1635	1340×765×1635	1340×765×1635	1340×765×1635
	Packing	mm	1400×815×1805	1400×815×1805	1400×815×1805	1400×815×1805
Weight	Net	kg	265	330	330	330
	Gross	kg	280	345	345	345
Pipe Diameter	Liquid Side	mm	15.88	15.88	15.88	15.88
	Gas Side	mm	28.6	28.6	28.6	28.6
Operation Range	Cooling	°C	-15~52	-15~52	-15~52	-15~52
	Heating	°C	-25~24	-25~24	-25~24	-25~24
Stuffing Quantity	20/40/40H	unit	11/22/22	11/22/22	11/22/22	11/22/22

- Notes:
- Cooling Capacity: Indoor temperature 27°C DB/19°C WB; Outdoor temperature:35°C DB/ 24°C WB.
 - Heating Capacity: Indoor temperature 20°C DB; Outdoor temperature: 7°C DB/ 6°C WB.
 - Piping Length: Equivalent piping length: 7.5m, level difference: 0m.
 - We can guarantee the operation only within 130% Combination. If you want to connect more than 130% combination, please contact us and discuss the requirement.
 - Anechoic chamber conversion value, measured in test room. During actual operation. These values are normally somewhat higher as a result of ambient conditions.
 - The above designs and specifications are subject to change without prior notice. Final specifications please refer to technical specification provided by sales representative.
 - Sound values are measured in a semi-anechoic room, at a position 1m in front of the unit and 1.3m above the floor.
 - The above combined types are factory-recommended type. The combined type also can be combined at will.

ARV 6 Series 380~415V-50/60Hz

HP			24	26	28	30
Model			ARV-H670/SR1MV	ARV-H730/SR1MV	ARV-H780/SR1MV	ARV-H840/SR1MV
Combination	HP		12+12	10+16	12+16	10+20
Capacity	Cooling	kW	67	73	78.5	84
	Heating	kW	75	81.5	87.5	94.5
Electric Data	Power supply	V-,Hz,Ph	380~415,50/60,3	380~415,50/60,3	380~415,50/60,3	380~415,50/60,3
	Cooling input	kW	15.40	16.93	18.52	20.40
	EER	W/W	4.35	4.31	4.24	4.12
	Heating input	kW	15.30	16.76	18.52	20.82
	COP	W/W	4.90	4.86	4.72	4.54
Performance	Air Flow Volume	m ³ /h	12000×2	12000+14000	12000+14000	12000+16000
	Sound Pressure level	dB(A)	≤58	≤61	≤61	≤63
Compressor	Type		DC inverter	DC inverter	DC inverter	DC inverter
	Quantity		2	2	2	3
Fan motor	Type		DC motor	DC motor	DC motor	DC motor
	Quantity		2	3	3	3
Max. No. of Indoor Units	unit		40	42	46	49
Connection Ratio	%		50~200	50~200	50~200	50~200
Dimension (WxDxH)	Net	mm	(990×765×1635)×2	990×765×1635+1340×765×1635	990×765×1635+1340×765×1635	990×765×1635+1340×765×1635
	Packing	mm	(1050×815×1805)×2	1050×815×1805+1400×815×1805	1050×815×1805+1400×815×1805	1050×815×1805+1400×815×1805
Weight	Net	kg	230×2	215+265	230+265	215+330
	Gross	kg	240×2	225+280	240+280	225+345
Pipe Diameter	Liquid Side	mm	15.88(5/8)	19.05(3/4)	19.05(3/4)	19.05(3/4)
	Gas Side	mm	28.6(9/8)	34.93(11/8)	34.93(11/8)	34.93(11/8)
Operation Range	Cooling	°C	-15~52	-15~52	-15~52	-15~52
	Heating	°C	-25~24	-25~24	-25~24	-25~24

ARV 6 Series 380~415V-50/60Hz

HP			32	34	36	38
Model			ARV-H890/SR1MV	ARV-H950/SR1MV	ARV-H1010/SR1MV	ARV-H1060/SR1MV
Combination	HP		10+22	12+22	14+22	16+22
Capacity	Cooling	kW	89.5	95	101.5	106.5
	Heating	kW	100.5	106.5	114	119
Electric Data	Power supply	V-,Hz,Ph	380~415,50/60,3	380~415,50/60,3	380~415,50/60,3	380~415,50/60,3
	Cooling input	kW	21.96	23.55	25.05	26.67
	EER	W/W	4.07	4.03	4.05	3.99
	Heating input	kW	22.56	24.32	25.95	27.54
	COP	W/W	4.46	4.38	4.39	4.32
Performance	Air Flow Volume	m ³ /h	12000+16000	12000+16000	14000+16000	14000+16000
	Sound Pressure level	dB(A)	≤63	≤63	≤63	≤63
Compressor	Type		DC inverter	DC inverter	DC inverter	DC inverter
	Quantity		3	3	3	3
Fan motor	Type		DC motor	DC motor	DC motor	DC motor
	Quantity		3	3	4	4
Max. No. of Indoor Units	unit		52	56	59	62
Connection Ratio	%		50~200	50~200	50~200	50~200
Dimension (WxDxH)	Net	mm	990×765×1635+1340×765×1635	990×765×1635+1340×765×1635	(1340×765×1635)×2	(1340×765×1635)×2
	Packing	mm	1050×815×1805+1400×815×1805	1050×815×1805+1400×815×1805	(1400×815×1805)×2	(1400×815×1805)×2
Weight	Net	kg	215+330	230+330	265+330	265+330
	Gross	kg	225+345	240+345	280+345	280+345
Pipe Diameter	Liquid Side	mm	19.05(3/4)	19.05(3/4)	19.05(3/4)	19.05(3/4)
	Gas Side	mm	34.93(11/8)	34.93(11/8)	41.3(13/8)	41.3(13/8)
Operation Range	Cooling	°C	-15~52	-15~52	-15~52	-15~52
	Heating	°C	-25~24	-25~24	-25~24	-25~24

- Notes:
- Cooling Capacity: Indoor temperature 27°C DB/19°C WB; Outdoor temperature:35°C DB/ 24°C WB.
 - Heating Capacity: Indoor temperature 20°C DB; Outdoor temperature: 7°C DB/ 6°C WB.
 - Piping Length: Equivalent piping length: 7.5m, level difference: 0m.
 - We can guarantee the operation only within 130% Combination. If you want to connect more than 130% combination, please contact us and discuss the requirement.
 - Anechoic chamber conversion value, measured in test room. During actual operation. These values are normally somewhat higher as a result of ambient conditions.
 - The above designs and specifications are subject to change without prior notice. Final specifications please refer to technical specification provided by sales representative.
 - Sound values are measured in a semi-anechoic room, at a position 1m in front of the unit and 1.3m above the floor.
 - The above combined types are factory-recommended type. The combined type also can be combined at will.

ARV 6 Series 380~415V-50/60Hz

HP			40	42	44	46
Model			ARV-H1120/SR1MV	ARV-H1170/SR1MV	ARV-H1230/SR1MV	ARV-H1280/SR1MV
Combination	HP		18+22	20+22	22+22	12x2+22
Capacity	Cooling	kW	111.9	117.5	123	128.5
	Heating	kW	124.5	132	138	144
Electric Data	Power supply	V-,Hz,Ph	380~415,50/60,3	380~415,50/60,3	380~415,50/60,3	380~415,50/60,3
	Cooling input	kW	28.48	30.14	31.70	31.25
	EER	W/W	3.93	3.90	3.88	4.11
	Heating input	kW	29.54	31.60	33.33	31.97
	COP	W/W	4.21	4.18	4.14	4.50
Performance	Air Flow Volume	m³/h	16000x2	16000x2	16000x2	12000x2+16000
	Sound Pressure level	dB(A)	≤63	≤63	≤63	≤63
Compressor	Type		DC inverter	DC inverter	DC inverter	DC inverter
	Quantity		4	4	4	4
Fan motor	Type		DC motor	DC motor	DC motor	DC motor
	Quantity		4	4	4	4
Max. No. of Indoor Units	unit		64	64	64	64
Connection Ratio	%		50~200	50~200	50~200	50~200
Dimension (WxDxH)	Net	mm	(1340x765x1635)x2	(1340x765x1635)x2	(1340x765x1635)x2	(990x765x1635)x2+1340x765x1635
	Packing	mm	(1400x815x1805)x2	(1400x815x1805)x2	(1400x815x1805)x2	(1050x815x1805)x2+1400x815x1805
Weight	Net	kg	330x2	330x2	330x2	230x2+330
	Gross	kg	345x2	345x2	345x2	240x2+345
Pipe Diameter	Liquid Side	mm	19.05(3/4)	19.05(3/4)	19.05(3/4)	19.05(3/4)
	Gas Side	mm	41.3(13/8)	41.3(13/8)	41.3(13/8)	41.3(13/8)
Operation Range	Cooling	°C	-15~52	-15~52	-15~52	-15~52
	Heating	°C	-25~24	-25~24	-25~24	-25~24

ARV 6 Series 380~415V-50/60Hz

HP			48	50	52	54
Model			ARV-H1340/SR1MV	ARV-H1400/SR1MV	ARV-H1450/SR1MV	ARV-H1510/SR1MV
Combination	HP		10+16+22	12+16+22	10+20+22	10+22x2
Capacity	Cooling	kW	134.5	140	145.5	151
	Heating	kW	150.5	156.5	163.5	169.5
Electric Data	Power supply	V-,Hz,Ph	380~415,50/60,3	380~415,50/60,3	380~415,50/60,3	380~415,50/60,3
	Cooling input	kW	32.78	34.37	36.25	37.81
	EER	W/W	4.10	4.07	4.01	3.99
	Heating input	kW	33.43	35.19	37.49	39.22
	COP	W/W	4.50	4.45	4.36	4.32
Performance	Air Flow Volume	m³/h	12000+14000+16000	12000+14000+16000	12000+16000x2	12000+16000x2
	Sound Pressure level	dB(A)	≤63	≤63	≤63	≤63
Compressor	Type		DC inverter	DC inverter	DC inverter	DC inverter
	Quantity		4	4	5	6
Fan motor	Type		DC motor	DC motor	DC motor	DC motor
	Quantity		5	5	5	5
Max. No. of Indoor Units	unit		64	64	64	64
Connection Ratio	%		50~200	50~200	50~200	50~200
Dimension (WxDxH)	Net	mm	990x765x1635+(1340x765x1635)x2	990x765x1635+(1340x765x1635)x2	990x765x1635+(1340x765x1635)x2	990x765x1635+(1340x765x1635)x2
	Packing	mm	1050x815x1805+(1400x815x1805)x2	1050x815x1805+(1400x815x1805)x2	1050x815x1805+(1400x815x1805)x2	1050x815x1805+(1400x815x1805)x2
Weight	Net	kg	215+265+330	230+265+330	215+330x2	215+330x2
	Gross	kg	225+280+345	240+280+345	225+345x2	225+345x2
Pipe Diameter	Liquid Side	mm	19.05(3/4)	19.05(3/4)	22.2(7/8)	22.2(7/8)
	Gas Side	mm	41.3(13/8)	41.3(13/8)	47.6(15/8)	47.6(15/8)
Operation Range	Cooling	°C	-15~52	-15~52	-15~52	-15~52
	Heating	°C	-25~24	-25~24	-25~24	-25~24

- Notes:
- Cooling Capacity: Indoor temperature 27°C DB/19°C WB; Outdoor temperature:35°C DB/ 24°C WB.
 - Heating Capacity: Indoor temperature 20°C DB; Outdoor temperature: 7°C DB/ 6°C WB.
 - Piping Length: Equivalent piping length: 7.5m, level difference: 0m.
 - We can guarantee the operation only within 130% Combination. If you want to connect more than 130% combination, please contact us and discuss the requirement.
 - Anechoic chamber conversion value, measured in test room. During actual operation. These values are normally somewhat higher as a result of ambient conditions.
 - The above designs and specifications are subject to change without prior notice. Final specifications please refer to technical specification provided by sales representative.
 - Sound values are measured in a semi-anechoic room, at a position 1m in front of the unit and 1.3m above the floor.
 - The above combined types are factory-recommended type. The combined type also can be combined at will.

ARV 6 Series 380~415V-50/60Hz

HP			56	58	60	62
Model			ARV-H1560/SR1MV	ARV-H1630/SR1MV	ARV-H1680/SR1MV	ARV-H1730/SR1MV
Combination	HP		12+22x2	14+22x2	16+22x2	18+22x2
Capacity	Cooling	kW	156.5	163	168	173.4
	Heating	kW	175.5	183	188	193.5
Electric Data	Power supply	V-,Hz,Ph	380~415,50/60,3	380~415,50/60,3	380~415,50/60,3	380~415,50/60,3
	Cooling input	kW	39.40	40.90	42.52	44.33
	EER	W/W	3.97	3.99	3.95	3.91
	Heating input	kW	40.98	42.61	44.20	46.21
	COP	W/W	4.28	4.29	4.25	4.19
Performance	Air Flow Volume	m³/h	12000+16000x2	14000+16000x2	14000+16000x2	16000x3
	Sound Pressure level	dB(A)	≤63	≤63	≤63	≤63
Compressor	Type		DC inverter	DC inverter	DC inverter	DC inverter
	Quantity		5	5	5	6
Fan motor	Type		DC motor	DC motor	DC motor	DC motor
	Quantity		5	6	6	6
Max. No. of Indoor Units	unit		64	64	64	64
Connection Ratio	%		50~200	50~200	50~200	50~200
Dimension (WxDxH)	Net	mm	990x765x1635+(1340x765x1635)x2	(1340x765x1635)x3	(1340x765x1635)x3	(1340x765x1635)x3
	Packing	mm	1050x815x1805+(1400x815x1805)x2	(1400x815x1805)x3	(1400x815x1805)x3	(1400x815x1805)x3
Weight	Net	kg	230+330x2	265+330x2	265+330x2	330x3
	Gross	kg	240+345x2	280+345x2	280+345x2	345x3
Pipe Diameter	Liquid Side	mm	22.2(7/8)	22.2(7/8)	22.2(7/8)	22.2(7/8)
	Gas Side	mm	47.6(15/8)	47.6(15/8)	47.6(15/8)	47.6(15/8)
Operation Range	Cooling	°C	-15~52	-15~52	-15~52	-15~52
	Heating	°C	-25~24	-25~24	-25~24	-25~24

ARV 6 Series 380~415V-50/60Hz

HP			64	66	68	70
Model			ARV-H1790/SR1MV	ARV-H1840/SR1MV	ARV-H1900/SR1MV	ARV-H1960/SR1MV
Combination	HP		20+22x2	22x3	12x2+22x2	10+16+22x2
Capacity	Cooling	kW	179	184.5	190	196
	Heating	kW	201	207	213	219.5
Electric Data	Power supply	V-,Hz,Ph	380~415,50/60,3	380~415,50/60,3	380~415,50/60,3	380~415,50/60,3
	Cooling input	kW	45.99	47.55	47.10	48.63
	EER	W/W	3.89	3.88	4.03	4.03
	Heating input	kW	48.26	50.00	48.63	50.09
	COP	W/W	4.16	4.14	4.38	4.38
Performance	Air Flow Volume	m³/h	16000x3	16000x3	12000x2+16000x2	12000+14000+16000x2
	Sound Pressure level	dB(A)	≤63	≤63	≤63	≤63
Compressor	Type		DC inverter	DC inverter	DC inverter	DC inverter
	Quantity		6	6	6	6
Fan motor	Type		DC motor	DC motor	DC motor	DC motor
	Quantity		6	6	6	7
Max. No. of Indoor Units	unit		64	64	64	64
Connection Ratio	%		50~200	50~200	50~200	50~200
Dimension (WxDxH)	Net	mm	(1340x765x1635)x3	(1340x765x1635)x3	(990x765x1635)x2+(1340x765x1635)x2	990x765x1635+(1340x765x1635)x3
	Packing	mm	(1400x815x1805)x3	(1400x815x1805)x3	(1050x815x1805)x2+(1400x815x1805)x2	1050x815x1805+(1400x815x1805)x3
Weight	Net	kg	330x3	330x3	230x2+330x2	215+265+330x2
	Gross	kg	345x3	345x3	240x2+345x2	225+280+345x2
Pipe Diameter	Liquid Side	mm	22.2(7/8)	22.2(7/8)	22.2(7/8)	22.2(7/8)
	Gas Side	mm	47.6(15/8)	47.6(15/8)	47.6(15/8)	47.6(15/8)
Operation Range	Cooling	°C	-15~52	-15~52	-15~52	-15~52
	Heating	°C	-25~24	-25~24	-25~24	-25~24

- Notes:
- Cooling Capacity: Indoor temperature 27°C DB/19°C WB; Outdoor temperature:35°C DB/ 24°C WB.
 - Heating Capacity: Indoor temperature 20°C DB; Outdoor temperature: 7°C DB/ 6°C WB.
 - Piping Length: Equivalent piping length: 7.5m, level difference: 0m.
 - We can guarantee the operation only within 130% Combination. If you want to connect more than 130% combination, please contact us and discuss the requirement.
 - Anechoic chamber conversion value, measured in test room. During actual operation. These values are normally somewhat higher as a result of ambient conditions.
 - The above designs and specifications are subject to change without prior notice. Final specifications please refer to technical specification provided by sales representative.
 - Sound values are measured in a semi-anechoic room, at a position 1m in front of the unit and 1.3m above the floor.
 - The above combined types are factory-recommended type. The combined type also can be combined at will.

ARV 6 Series 380~415V-50/60Hz

HP			72	74	76	78
Model			ARV-H2010/SR1MV	ARV-H2070/SR1MV	ARV-H2120/SR1MV	ARV-H2180/SR1MV
Combination	HP		12+16+22×2	10+20+22×2	10+22×3	12+22×3
Capacity	Cooling	kW	201.5	207	212.5	218
	Heating	kW	225.5	232.5	238.5	244.5
Electric Data	Power supply	V-,Hz,Ph	380~415, 50/60, 3	380~415, 50/60, 3	380~415, 50/60, 3	380~415, 50/60, 3
	Cooling input	kW	50.22	52.10	53.67	55.25
	EER	WW	4.01	3.97	3.96	3.95
	Heating input	kW	51.85	54.15	55.89	57.65
	COP	WW	4.35	4.29	4.27	4.24
Performance	Air Flow Volume	m ³ /h	12000+14000+16000×2	12000+16000×3	12000+16000×3	12000+16000×3
	Sound Pressure level	dB(A)	≤63	≤63	≤63	≤63
Compressor	Type		DC inverter	DC inverter	DC inverter	DC inverter
	Quantity		6	7	7	7
Fan motor	Type		DC motor	DC motor	DC motor	DC motor
	Quantity		7	7	7	7
Max. No. of Indoor Units	unit		64	64	64	64
Connection Ratio	%		50~200	50~200	50~200	50~200
Dimension (WxDxH)	Net	mm	990×765×1635+(1340×765×1635)×3	990×765×1635+(1340×765×1635)×3	990×765×1635+(1340×765×1635)×3	990×765×1635+(1340×765×1635)×3
	Packing	mm	1050×815×1805+(1400×815×1805)×3	1050×815×1805+(1400×815×1805)×3	1050×815×1805+(1400×815×1805)×3	1050×815×1805+(1400×815×1805)×3
Weight	Net	kg	230+265+330×2	215+330×3	215+330×3	230+330×3
	Gross	kg	240+280+345×2	225+345×3	225+345×3	240+345×3
Pipe Diameter	Liquid Side	mm	22.2(7/8)	22.2(7/8)	22.2(7/8)	22.2(7/8)
	Gas Side	mm	47.6(15/8)	47.6(15/8)	47.6(15/8)	47.6(15/8)
Operation Range	Cooling	°C	-15~52	-15~52	-15~52	-15~52
	Heating	°C	-25~24	-25~24	-25~24	-25~24

ARV 6 Series 380~415V-50/60Hz

HP			80	82	84	86	88
Model			ARV-H2240/SR1MV	ARV-H2290/SR1MV	ARV-H2350/SR1MV	ARV-H2400/SR1MV	ARV-H2460/SR1MV
Combination	HP		14+22×3	16+22×3	18+22×3	20+22×3	22×4
Capacity	Cooling	kW	224.5	229.5	234.9	240.5	246
	Heating	kW	252	257	262.5	270	276
Electric Data	Power supply	V-,Hz,Ph	380~415, 50/60, 3	380~415, 50/60, 3	380~415, 50/60, 3	380~415, 50/60, 3	380~415, 50/60, 3
	Cooling input	kW	56.75	58.37	60.18	61.84	63.40
	EER	WW	3.96	3.93	3.90	3.89	3.88
	Heating input	kW	59.28	60.87	62.88	64.93	66.67
	COP	WW	4.25	4.22	4.17	4.16	4.14
Performance	Air Flow Volume	m ³ /h	14000+16000×3	14000+16000×3	16000×4	16000×4	16000×4
	Sound Pressure level	dB(A)	≤63	≤63	≤63	≤63	≤63
Compressor	Type		DC inverter	DC inverter	DC inverter	DC inverter	DC inverter
	Quantity		7	7	8	8	8
Fan motor	Type		DC motor	DC motor	DC motor	DC motor	DC motor
	Quantity		8	8	8	8	8
Max. No. of Indoor Units	unit		64	64	64	64	64
Connection Ratio	%		50~200	50~200	50~200	50~200	50~200
Dimension (WxDxH)	Net	mm	(1340×765×1635)×4	(1340×765×1635)×4	(1340×765×1635)×4	(1340×765×1635)×4	(1340×765×1635)×4
	Packing	mm	(1400×815×1805)×4	(1400×815×1805)×4	(1400×815×1805)×4	(1400×815×1805)×4	(1400×815×1805)×4
Weight	Net	kg	265+330×3	265+330×3	330×4	330×4	330×4
	Gross	kg	280+345×3	280+345×3	345×4	345×4	345×4
Pipe Diameter	Liquid Side	mm	22.2(7/8)	22.2(7/8)	22.2(7/8)	22.2(7/8)	22.2(7/8)
	Gas Side	mm	47.6(15/8)	47.6(15/8)	47.6(15/8)	47.6(15/8)	47.6(15/8)
Operation Range	Cooling	°C	-15~52	-15~52	-15~52	-15~52	-15~52
	Heating	°C	-25~24	-25~24	-25~24	-25~24	-25~24

Notes:

1. Cooling Capacity: Indoor temperature 27°C DB/19°C WB; Outdoor temperature: 35°C DB/ 24°C WB.
2. Heating Capacity: Indoor temperature 20°C DB; Outdoor temperature: 7°C DB/ 6°C WB.
3. Piping Length: Equivalent piping length: 7.5m, level difference: 0m.
4. We can guarantee the operation only within 130% Combination. If you want to connect more than 130% combination, please contact us and discuss the requirement.
5. Anechoic chamber conversion value, measured in test room. During actual operation. These values are normally somewhat higher as a result of ambient conditions.
6. The above designs and specifications are subject to change without prior notice. Final specifications please refer to technical specification provided by sales representative.
7. Sound values are measured in a semi-anechoic room, at a position 1m in front of the unit and 1.3m above the floor.
8. The above combined types are factory-recommended type. The combined type also can be combined at will.

ARV Individual Series



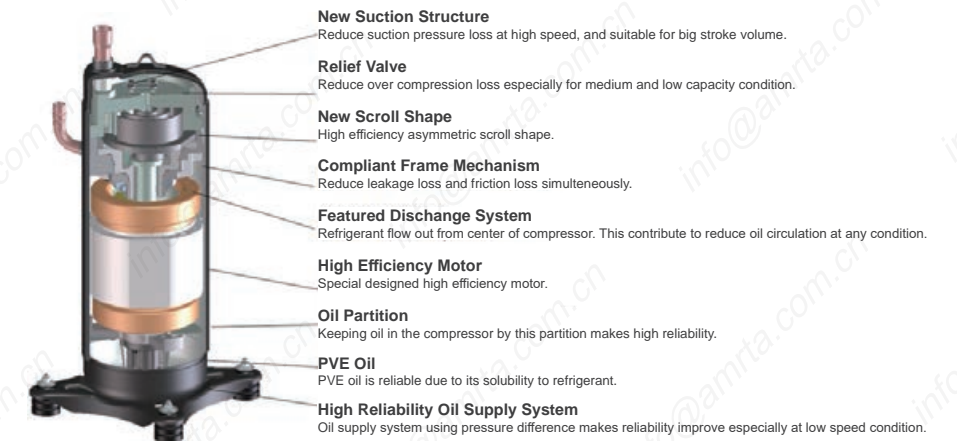
Individual VRF

ARV Individual Series



High Efficiency

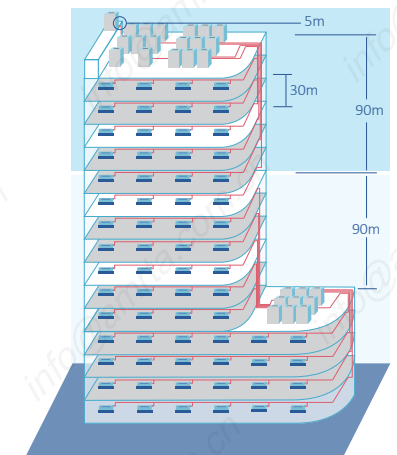
Dual DC inverter compressor for each model.
 Large heat exchanger with high performance. Ensuring the compression ratio always in safety zone.
 High precision and stepless regulation of the output capacity.



Long Piping Length

- Max. Total piping length — 1000m
- Max. Actual piping length — 190m
- Max. piping length from 1st indoor branch to the farthest indoor unit — 40m/90m*
- Max. Level difference between outdoor units — 5m
- Max. Level difference between indoor units — 30m
- Max. Level difference between ODU and IDU units — 90m

*The longest length after first branch is 40m as standard can be extended to up to 90m under certain conditions. Please contact your local dealer for further information.

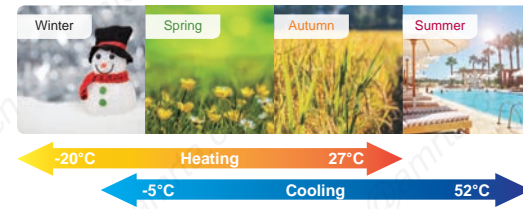




ARV Individual Series

Wide Operation Range

No matter the ambient temperature is as high as 52°C in hot summer or -20°C in cold winter, the system can operate perfectly and supply comfortable environment for users.

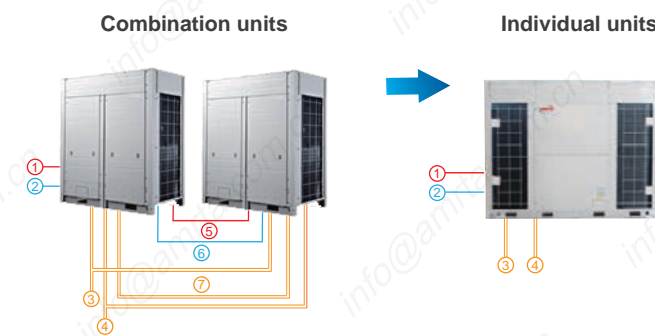


Easy Installation

Easy installation and less material consumption (compare with combination units).

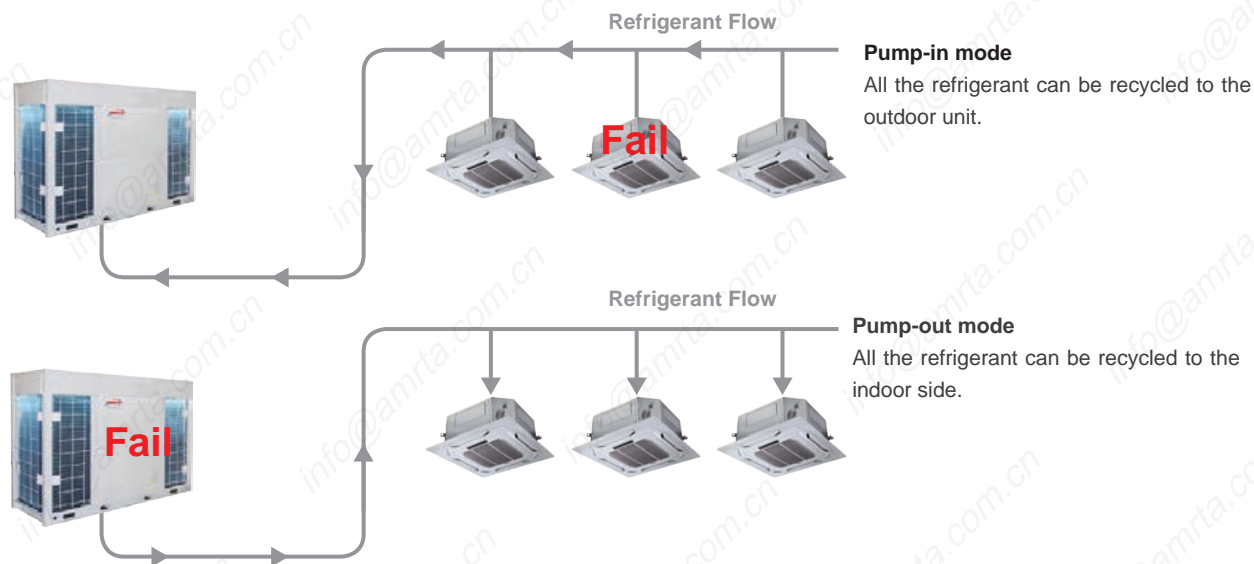
- ① Power & grounding wire
- ② Communication wire
- ③ Main gas pipe
- ④ Main liquid pipe
- ⑤ Power & grounding wire
- ⑥ Communication wire
- ⑦ Oil balance pipe

Compact structure and less occupied space.



Easy Maintenance

Auto refrigerant recycling (Optional function), easy operation, refrigerant-saving and environment-friendly.



ARV Individual Series 380~415V-50Hz

HP			22	24	26	28	30	32
Model	Outdoor	50Hz	ARV-H620/5R11	ARV-H670/5R11	ARV-H730/5R11	ARV-H780/5R11	ARV-H850/5R11	ARV-H900/5R11
Capacity	Cooling	kW	61.5	67	73	78.5	85	90
	Heating	kW	69	75	81.5	87.5	95	100
Electric Data	Power supply	V-, Hz, Ph	380~415, 50, 3	380~415, 50, 3	380~415, 50, 3	380~415, 50, 3	380~415, 50, 3	380~415, 50, 3
	Cooling input	kW	18.67	20.1	21.9	23.7	25.8	27.5
	EER	W/W	3.29	3.33	3.33	3.31	3.29	3.27
	Heating input	kW	17.75	19.3	20.2	22	24.4	26.3
	COP	W/W	3.89	3.89	4.03	3.98	3.89	3.80
Performance	Air Flow Volume	m ³ /h	21000	21000	28000	28000	30000	30000
	Sound Pressure level	dB(A)	≤63	≤63	≤65	≤65	≤65	≤65
Compressor	Type		DC inverter	DC inverter	DC inverter	DC inverter	DC inverter	DC inverter
	Quantity		2	2	2	2	2	2
Fan Motor	Type		AC motor	AC motor	AC motor	AC motor	AC motor	AC motor
	Quantity		2	2	2	2	2	2
Max. No. of Indoor Units	unit		36	39	43	46	50	53
Connection Ratio			50~130%	50~130%	50~130%	50~130%	50~130%	50~130%
Dimension (WxDxH)	Net	mm	1590x765x1600	1590x765x1600	2350x765x1600	2350x765x1600	2350x765x1600	2350x765x1600
	Packing	mm	1650x815x1770	1650x815x1770	2410x815x1770	2410x815x1770	2410x815x1770	2410x815x1770
Weight	Net	kg	400	400	500	500	500	500
	Gross	kg	420	420	515	515	515	515
Refrigerant Type			R410A	R410A	R410A	R410A	R410A	R410A
Pipe Diameter	Liquid Side	mm	15.88	15.88	19.05	19.05	19.05	19.05
	Gas Side	mm	28.6	28.6	34.9	34.9	34.9	34.9
Operation Range	Cooling	°C	-5~52	-5~52	-5~52	-5~52	-5~52	-5~52
	Heating	°C	-20~27	-20~27	-20~27	-20~27	-20~27	-20~27
Stuffing Quantity	20/40/40H	unit	7/14/14	7/14/14	4/8/8	4/8/8	4/8/8	4/8/8

Notes:
 1. Cooling Capacity: Indoor temperature 27°C DB/19°C WB; Outdoor temperature: 35°C DB/ 24°C WB.
 2. Heating Capacity: Indoor temperature 20°C DB; Outdoor temperature: 7°C DB/ 6°C WB.
 3. Piping Length: Equivalent piping length: 7.5m, level difference: 0m.
 4. Anechoic chamber conversion value, measured in test room. During actual operation. These values are normally somewhat higher as a result of ambient conditions.
 5. The above designs and specifications are subject to change without prior notice. Final specifications please refer to technical specification provided by sales representative.
 6. Sound values are measured in a semi-anechoic room, at a position 1m in front of the unit and 1.3m above the floor.
 7. The above combined types are factory-recommended type. The combined type also can be combined at will.

ARV Mini Series

-All DC inverter



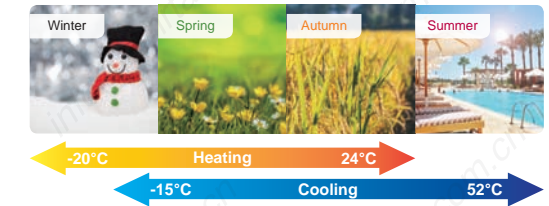
Outdoor Units

ARV Mini Series



Wide Operation Range

The unit could operate perfectly between 52°C in hot summer and -15°C in cold winter making you feel like spring all year around with advanced system design and strict matching test (cooling in -15°C).



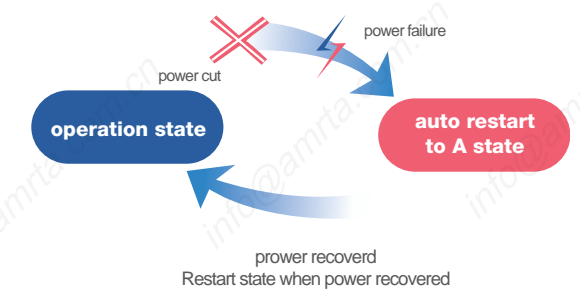
DC Inverter Compressor

Made of rare earth permanent magnetic material, the rotor could change the motor's round speed by changing the DC voltage motor, thus overcome the electromagnetic noise and rotor loss of AC inverter compressor, then achieves high efficiency as well as low noise.

Auto Restart Function

The AC can automatically memorize the operation setting when power is cut off accidentally. It can return to previous setting when power resumes.

Recover the former operation state when power is restored, no need restart the unit manually.



Fast Cooling/Heating Technology

The DC Inverter Compressor system reaches full load rapidly providing less temperature fluctuation and an improved living environment, bringing great user experience.



ARV Mini Series

All DC Inverter 50Hz/60Hz

Model	Outdoor		ARV-H080/NR1	ARV-H100/NR1	ARV-H120/NR1	ARV-H140/NR1	ARV-H160/NR1
Capacity	Cooling	kW	8.00	10.00	12.30	14.00	16.00
	Heating	kW	9.00	11.50	13.20	16.50	18.00
Electric Data	Power Supply	V-, Hz, Ph	220-240, 50/60, 1	220-240, 50/60, 1	220-240, 50/60, 1	220-240, 50/60, 1	220-240, 50/60, 1
	Cooling Power Input	kW	2.30	3.00	3.25	3.95	4.80
	Heating Power Input	kW	2.40	3.20	3.41	4.05	4.80
	Cooling Current	A	10.10	13.20	14.30	17.30	21.10
	Heating Current	A	10.50	14.00	15.00	17.80	21.10
	EER		3.48	3.33	3.78	3.54	3.33
	COP		3.75	3.59	3.87	4.07	3.75
Performance	SEER		6.20	6.10	6.10	6.10	6.10
	SCOP		4.20	4.10	4.10	4.00	4.00
	Air Flow Volume	m ³ /h	4154	4154	7200	7200	7200
	Noise Level	dB(A)	56	56	57	57	57
Piping Limite	Level difference between IDU and ODU	m	50	50	50	50	50
	Level difference between IDU and IDU	m	10	10	15	15	15
	Between the first brance and the Farthest IDU	m	40	40	40	40	40
	Total Pipe length	m	100	100	150	150	150
Max. No. of Indoor Units	unit	4	5	7	8	9	
Connection Ratio	%	50-130	50-130	50-130	50-130	50-130	
Dimension (WxDxH)	Net	mm	970x395x805	970x395x805	940x370x1325	940x370x1325	940x370x1325
	Packing	mm	1105x495x895	1105x495x895	1080x430x1440	1080x430x1440	1080x430x1440
Weight	Net	kg	66	66	86	86	93
	Gross	kg	71	71	91	91	98
Refrigerant Type			R410a	R410a	R410a	R410a	R410a
Pipe Diameter	Liquid Side	mm(inch)	9.52(3/8)	9.52(3/8)	9.52(3/8)	9.52(3/8)	9.52(3/8)
	Gas Side	mm(inch)	15.88(5/8)	15.88(5/8)	15.88(5/8)	15.88(5/8)	19.05(3/4)
Operation Range	Cooling	°C	-15-52	-15-52	-15-52	-15-52	-15-52
	Heating	°C	-15-27	-15-27	-15-27	-15-27	-15-27
Stuffing Quantity		unit	44/96/144	44/96/144	26/54/54	26/54/54	26/54/54

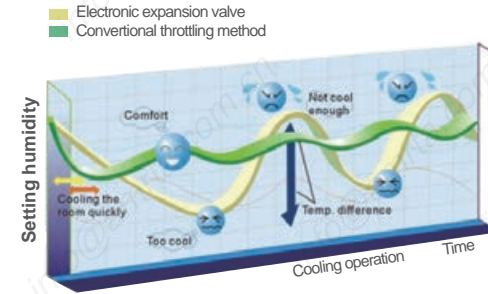
ARV Mini Series 50Hz

Model	Outdoor		ARV-H220/5R1A	ARV-H280/5R1A
Capacity	Cooling	kW	22.40	26.00
	Heating	kW	24.50	28.50
Electric Data	Power Supply	V-, Hz, Ph	380-415, 50, 3	380-415, 50, 3
	Cooling Power Input	kW	7.20	8.40
	Heating Power Input	kW	6.70	7.90
	Cooling Current	A	11.60	13.50
	Heating Current	A	11.00	13.00
	EER		3.11	3.10
	COP		3.66	3.61
Performance	Air Flow Volume	m ³ /h	9000	9000
	Noise Level	dB(A)	60	60
Piping Limit	Vertical Pipe Length	m	≤30	≤30
	Actual Pipe Length	m	45	45
	Equivalent Pipe Length	m	50	50
	Total Pipe length	m	100	100
Max. No. of Indoor Units	unit	11	12	
Connection Ratio	%	50-130	50-130	
Dimension (WxDxH)	Net	mm	1120x400x1510	1120x400x1510
	Packing	mm	1270x560x1710	1270x560x1710
Weight	Net	kg	150	150
	Gross	kg	170	170
Refrigerant Type			R410a	R410a
Pipe Diameter	Liquid Side	mm(inch)	9.52(3/8)	9.52(3/8)
	Gas Side	mm(inch)	22.22(7/8)	22.22(7/8)
Operation Range	Cooling	°C	-10-52	-10-52
	Heating	°C	-15-24	-15-24
Stuffing Quantity		unit	17/37/37	17/37/37

Notes:
 1. Cooling Capacity: Indoor temperature 27°C DB/ 19°C WB; Outdoor temperature: 35°C DB/ 24°C WB.
 2. Cooling Capacity (Tropical): Indoor temperature 27°C DB/19°C WB; Outdoor temperature: 46.1°C DB.
 3. Heating Capacity: Indoor temperature 20°C DB; Outdoor temperature: 7°C DB/ 6°C WB.
 4. Piping Length: Equivalent piping length: 7.5m, level difference: 0m.
 5. Anechoic chamber conversion value, measured in test room. During actual operation. These values are normally somewhat higher as a result of ambient c onditions.
 6. The above designs and specifications are subject to change without prior notice. Final specifications please refer to technical specification provided by sales representative.

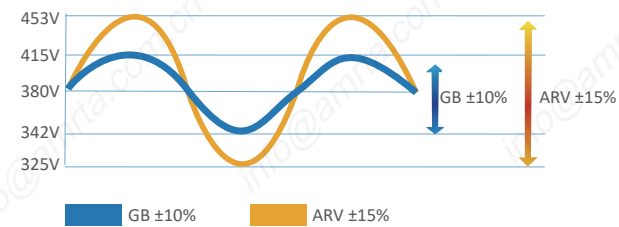
Accurate Temperature Control

According to change trend of indoor ambient temperature, the unit can use PI algorithm to calculate capacity demand percentage of indoor unit, control operating frequency of compressor in real time and reach accurate control of room temperature.



Flexible And Diversified Matching Of Indoor And Outdoor Unit

Amrta offers a variety indoor units, more than 100 models of 7 types. Capacity ranges are from 2.2Kw to 14Kw. It is full compliance with residential and light commercial place. Our systems can operate up to 130% of capacity which allows any system to be designed to the customers and applications needs.

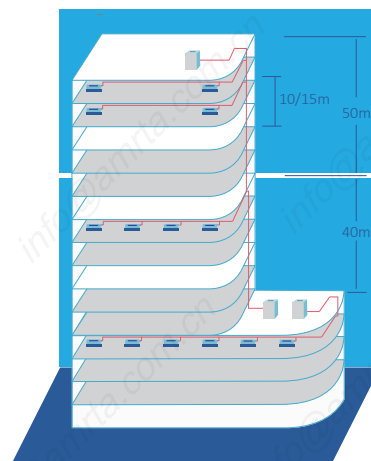


Wide Voltage Design











In country with unstable voltage, ARV can also run stably.

Long Piping Length

- Max. Total piping length — 100/150m
- Max. Actual piping length — 60/100m
- Max. Level difference between indoor units — 10/15m
- Max. Level difference between ODU and IDU units — 40/50m
- Max. piping length from 1st indoor branch to the farthest indoor unit — 20m/40m



Indoor Units

One-way Cassette	37	
Two-way Cassette	38	
Compact Four-way Cassette	39	
Four-way Cassette	41	
Slim Duct	43	
Mid ESP Duct	45	
High ESP Duct	48	
Fresh Air Processing Unit	49	
Ceiling&Floor	50	
Wall-mounted	54	

Cassette Series



One-way Cassette



Two-way Cassette



Compact Four-way Cassette



Four-way Cassette



FEATURES

■ optional ■ standard



Independent Dehumidification



Digital Tube Display



Sleep Mode



Built-in Drain Pump



Fast Cooling/Heating



3D Air Flow



Fresh Air Intake



Wired Control

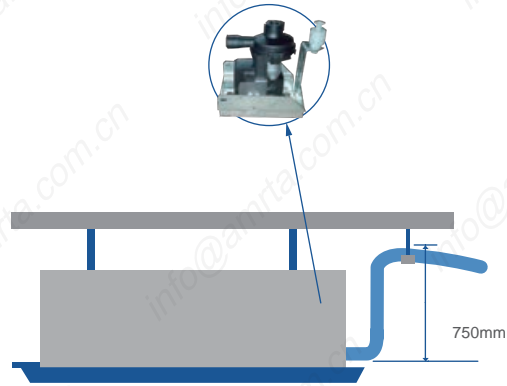


Central Control

One-Way Cassette

High-Lift Pump

Standard built-in drain pump with 750mm pumphead.



Fresh Air, Improved Air Quality


Fresh air makes indoor air healthy and comfortable.



Two-Way Cassette

Ultra Slim Design

Only 315mm in height, save installation space.



Quiet Operation

Innovative 3D spiral wind leaf increases air volume and makes the air supply more quietly and smoothly.

High Air flow

High airflow for high ceiling application guarantees comfort in large space. Guarantees even airflow and temperature throughout the room.

Specification AC 50Hz

Model	Indoor		ARVC1-H028/4R1A	ARVC1-H036/4R1A	ARVC1-H045/4R1A	ARVC1-H056/4R1A	ARVC1-H071/4R1A
Capacity	Cooling	kW	2.8	3.6	4.5	5.6	7.1
	Heating	kW	3.2	4.0	5.0	6.3	8.0
Electric Data	Power Supply	V-,Hz,Ph	220-240,50,1	220-240,50,1	220-240,50,1	220-240,50,1	220-240,50,1
	Rated Power	W	40	40	45	45	50
Performance	Air Flow Volume(Hi/Mid/Low)	m³/h	510/410/310	600/480/360	720/570/450	910/830/700	1000/850/750
	Noise Level(Hi/Mid/Low)	dB(A)	36/34/30	38/28/26	42/39/35	45/41/39	47/43/40
Dimension (WxDxH)	Net(Body)	mm	870x460x250	870x460x250	870x460x250	1180x495x290	1180x495x290
	Packing(Body)	mm	1130x570x355	1130x570x355	1130x570x355	1440x660x385	1440x660x385
	Net(Panel)	mm	1070x520x33	1070x520x33	1070x520x33	1380x550x33	1380x550x33
	Packing(Panel)	mm	1085x555x175	1085x555x175	1085x555x175	1400x585x175	1400x585x175
Weight	Net/Gross(Body)	kg	24/31	26/33	26/33	38/45	38/45
	Net/Gross(Panel)	kg	3/5	3/5	3/5	5/7	5/7
Refrigerant Type			R410A	R410A	R410A	R410A	R410A
Pipe Diameter	Liquid Side	mm(inch)	6.35(1/4)	6.35(1/4)	6.35(1/4)	6.35(1/4)	9.52(3/8)
	Gas Side	mm(inch)	12.7(1/2)	12.7(1/2)	12.7(1/2)	12.7(1/2)	15.88(5/8)
	Drainage	mm(inch)	R3/4in(DN20)	R3/4in(DN20)	R3/4in(DN20)	R3/4in(DN20)	R3/4in(DN20)
Stuffing Quantity	20/40/40H	unit	88/186/210	88/186/210	88/186/210	60/120/123	60/120/123

Specification AC 50Hz

Model	Indoor		ARVC2-H028/4R1A	ARVC2-H036/4R1A	ARVC2-H045/4R1A	ARVC2-H056/4R1A	ARVC2-H071/4R1A
Capacity	Cooling	kW	2.8	3.6	4.5	5.6	7.1
	Heating	kW	3.2	4.0	5.0	6.3	8.0
Electric Data	Power Supply	V-,Hz,Ph	220-240,50,1	220-240,50,1	220-240,50,1	220-240,50,1	220-240,50,1
	Rated Power	W	60	62	68	85	94
Performance	Air Flow Volume(Hi/Mid/Low)	m³/h	500/426/376	616/523/462	773/657/310	900/765/657	1165/990/873
	Noise Level(Hi/Mid/Low)	dB(A)	37/31/25	39/36/32	43/37/31	45/41/39	47/43/40
Dimension (WxDxH)	Net(Body)	mm	960x520x315	960x520x315	960x520x315	1200x520x315	1200x520x315
	Packing(Body)	mm	1265x685x395	1265x685x395	1265x685x395	1506x685x395	1506x685x395
	Net(Panel)	mm	1203x630x33	1203x630x33	1203x630x33	1443x630x33	1443x630x33
	Packing(Panel)	mm	1220x665x175	1220x665x175	1220x665x175	1460x665x175	1460x665x175
Weight	Net/Gross(Body)	kg	32/39	32/39	37/44	37/44	40/47
	Net/Gross(Panel)	kg	4.5/6.5	4.5/6.5	5/7	5/7	7.5/9.5
Refrigerant Type			R410a	R410a	R410a	R410a	R410a
Pipe Diameter	Liquid Side	mm(inch)	6.35(1/4)	6.35(1/4)	6.35(1/4)	9.52(3/8)	9.52(3/8)
	Gas Side	mm(inch)	12.7(1/2)	12.7(1/2)	12.7(1/2)	15.88(5/8)	15.88(5/8)
	Drainage	mm(inch)	R3/4in(DN20)	R3/4in(DN20)	R3/4in(DN20)	R3/4in(DN20)	R3/4in(DN20)
Stuffing Quantity	20/40/40H	unit	56/116/135	56/116/135	56/116/135	54/102/117	54/102/117

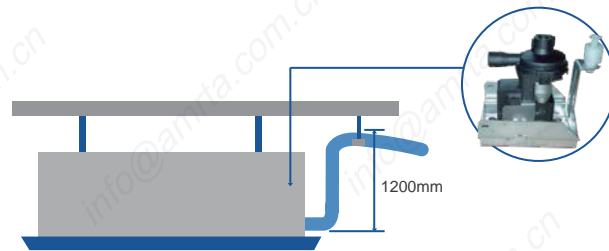
Notes:
 1.Cooling Capacity: Indoor temperature 27°C DB/19°C WB; Outdoor temperature:35°C DB/24°C WB.
 2.Heating Capacity:Indoor temperature 20°C DB; Outdoor temperature:7°C DB/6°C WB.
 3.Piping Length:Equivalent piping length: 7.5m, l evel difference: 0m.
 4.Sound level is measured at 1.4m below the unit.
 5.The above designs and specifications are subject to change without prior notice. Final specifications please refer to technical specification provided by sales representative.

Notes:
 1.Cooling Capacity: Indoor temperature 27°C DB/19°C WB; Outdoor temperature:35°C DB/24°C WB.
 2.Heating Capacity:Indoor temperature 20°C DB; Outdoor temperature:7°C DB/6°C WB.
 3.Piping Length:Equivalent piping length: 7.5m, l evel difference: 0m.
 4.Sound level is measured at 1.4m below the unit.
 5.The above designs and specifications are subject to change without prior notice. Final specifications please refer to technical specification provided by sales representative.

Compact Four-Way Cassette

Built-in Water Drainage Pump

Digital tube displays all contents: indoor temperature, setting temperature, operation mode, etc. Clearly to check the running status, more convenient for trouble shooting.



Optimized Electric Box

Better fire-proof and easy to maintenance.



Ultra Slim Design

Only 250mm in height, save installation space.



Fresh Air Intake

Fresh air makes indoor air healthy and comfortable.



Quiet Operation

Innovave 3D spiral wind leaf increases air volume and makes the air supply more quietly and smoothly.



Digital Tube Display

Digital tube displays all contents: indoor temperature, setting temperature, operation mode, etc. Clearly to check the running status, more convenient for trouble shooting.



Fan Motor Options

Choose either AC or DC fan motors.

Panel Options

4-way and around-way panels can be chosen

Compact Four-Way Cassette



Specification-DC fan motor

Model	Indoor		ARVCA-H028/R1X	ARVCA-H036/R1X	ARVCA-H045/R1X	ARVCA-H056/R1X	ARVCA-H071/R1X	ARVCA-H080/R1X
Capacity	Cooling	kW	2.8	3.6	4.5	5.6	7.1	8
	Heating	kW	3	4.3	5	6	8	10
Electric Data	Power Supply	V-,Hz,Ph	220-240,50/60,1	220-240,50/60,1	220-240,50/60,1	220-240,50/60,1	220-240,50/60,1	220-240,50/60,1
	Rated Power	W	33.5	33.5	33.5	33.5	40	40
Performance	Air Flow Volume(Hi/Mid/Low)	m³/h	700/600/530	700/600/530	700/600/530	700/600/530	1250/1040/910	1250/1040/910
	Noise Level(Hi/Mid/Low)	dB(A)	45/41/35	45/41/35	45/41/35	45/41/35	38/34/30	38/34/30
Dimension (WxDxH)	Net(Body)	mm	570x630x260	570x630x260	570x630x260	570x630x260	835x835x250	835x835x250
	Packing(Body)	mm	650x710x290	650x710x290	650x710x290	650x710x290	910x910x310	910x910x310
	Net(Panel)	mm	650x650x55	650x650x55	650x650x55	650x650x55	950x950x55	950x950x55
Weight	Net/Gross(Body)	kg	19/21	19/21	19/21	19/21	24/29	24/29
	Net/Gross(Panel)	kg	2.2/3.7	2.2/3.7	2.2/3.7	2.2/3.7	5.3/7.8	5.3/7.8
Refrigerant Type			R410a	R410a	R410a	R410a	R410a	R410a
	Liquid Side	mm(inch)	6.35(1/4)	6.35(1/4)	6.35(1/4)	6.35(1/4)	9.52(3/8)	9.52(3/8)
	Gas Side	mm(inch)	12.7(1/2)	12.7(1/2)	12.7(1/2)	12.7(1/2)	15.88(5/8)	15.88(5/8)
Pipe Diameter	Drainage	mm(inch)	DN20(R3/4)	DN20(R3/4)	DN20(R3/4)	DN20(R3/4)	DN20(R3/4)	DN20(R3/4)
Stuffing Quantity	20/40/40H	unit	140/312/354	140/312/354	140/312/354	140/312/354	78/168/184	78/168/184

Specification-DC fan motor

Model	Indoor		ARVCA-H090/R1X	ARVCA-H100/R1X	ARVCA-H112/R1X	ARVCA-H125/R1X	ARVCA-H140/R1X
Capacity	Cooling	kW	9	10	11.2	12.5	14
	Heating	kW	11	12	12.8	13.3	15
Electric Data	Power Supply	V-,Hz,Ph	220-240,50/60,1	220-240,50/60,1	220-240,50/60,1	220-240,50/60,1	220-240,50/60,1
	Rated Power	W	65	65	101	101	101
Performance	Air Flow Volume(Hi/Mid/Low)	m³/h	1500/1200/1050	1500/1200/1050	1800/1440/1260	1800/1440/1260	1800/1440/1260
	Noise Level(Hi/Mid/Low)	dB(A)	43/39/38	43/39/38	45/42/40	45/42/40	45/42/40
Dimension (WxDxH)	Net(Body)	mm	835x835x250	835x835x250	835x835x290	835x835x290	835x835x290
	Packing(Body)	mm	910x910x310	910x910x310	910x910x350	910x910x350	910x910x350
	Net(Panel)	mm	950x950x55	950x950x55	950x950x55	950x950x55	950x950x55
Weight	Packing(Panel)	mm	1000x1000x100	1000x1000x100	1000x1000x100	1000x1000x100	1000x1000x100
	Net/Gross(Body)	kg	25/30	25/30	26/31	26/31	26/31
Refrigerant Type	Net/Gross(Panel)	kg	5.3/7.8	5.3/7.8	5.3/7.8	5.3/7.8	5.3/7.8
			R410a	R410a	R410a	R410a	R410a
Pipe Diameter	Liquid Side	mm(inch)	9.52(3/8)	9.52(3/8)	9.52(3/8)	9.52(3/8)	9.52(3/8)
	Gas Side	mm(inch)	15.88(5/8)	15.88(5/8)	15.88(5/8)	15.88(5/8)	15.88(5/8)
	Drainage	mm(inch)	DN20(R3/4)	DN20(R3/4)	DN20(R3/4)	DN20(R3/4)	DN20(R3/4)
Stuffing Quantity	20/40/40H	unit	78/168/184	78/168/184	68/150/170	68/150/170	68/150/170

Notes:
 1.Cooling Capacity: Indoor temperature 27°C DB/19°C WB;Outdoor temperature:35°C DB/24°C WB.
 2.Heating Capacity:Indoor temperature 20°C DB;Outdoor temperature:7°C DB/6°C WB.
 3.Piping Length:Equivalent piping length: 7.5m,l evel difference: 0m.
 4.Sound level is measured at 1.4m below the unit.
 5.The above designs and specifications are subject to change without prior notice. Final specifications please refer to technical specification provided by sales representative.

Four-Way Cassette



Specification-50Hz AC fan motor


Model	Indoor		ARVCA-H071/4R1B	ARVCA-H080/4R1B	ARVCA-H090/4R1B	ARVCA-H100/4R1B	ARVCA-H112/4R1B	ARVCA-H125/4R1B	ARVCA-H140/4R1B
Capacity	Cooling	kW	7.1	8.0	9.0	10.0	11.2	12.5	14.0
	Heating	kW	8.0	10.0	11.0	12.0	12.8	13.3	15.0
Electric Data	Power Supply	V-,Hz,Ph	220-240,50,1	220-240,50,1	220-240,50,1	220-240,50,1	220-240,50,1	220-240,50,1	220-240,50,1
	Rated Power	W	100	100	176	176	200	200	200
Performance	Air Flow Volume(Hi/Mid/Low)	m³/h	1250/1040/910	1250/1040/910	1500/1200/1050	1500/1200/1050	1800/1440/1260	1800/1440/1260	1800/1440/1260
	Noise Level(Hi/Mid/Low)	dB(A)	38/34/30	38/34/30	41/37/34	41/37/34	41/38/35	41/38/35	41/38/35
Dimension (WxDxH)	Net(Body)	mm	835x835x250	835x835x250	835x835x250	835x835x250	835x835x290	835x835x290	835x835x290
	Packing(Body)	mm	910x910x310	910x910x310	910x910x310	910x910x310	910x910x350	910x910x350	910x910x350
	Net(Panel)	mm	950x950x55	950x950x55	950x950x55	950x950x55	950x950x55	950x950x55	950x950x55
	Packing(Panel)	mm	1000x1000x100	1000x1000x100	1000x1000x100	1000x1000x100	1000x1000x100	1000x1000x100	1000x1000x100
Weight	Net/Gross(Body)	kg	27/34	27/34	28/35	28/35	30/37	30/37	30/37
	Net/Gross(Panel)	kg	5/7	5/7	5/7	5/7	5/7	5/7	5/7
Refrigerant Type			R410A	R410A	R410A	R410A	R410A	R410A	R410A
Pipe Diameter	Liquid Side	mm(inch)	9.52(3/8)	9.52(3/8)	9.52(3/8)	9.52(3/8)	9.52(3/8)	9.52(3/8)	9.52(3/8)
	Gas Side	mm(inch)	15.88(5/8)	15.88(5/8)	15.88(5/8)	15.88(5/8)	15.88(5/8)	15.88(5/8)	15.88(5/8)
	Drainage	mm(inch)	DN20(R3/4)	DN20(R3/4)	DN20(R3/4)	DN20(R3/4)	DN20(R3/4)	DN20(R3/4)	DN20(R3/4)
Stuffing Quantity	20/40/40H	unit	78/168/184	78/168/184	78/168/184	78/168/184	68/150/170	68/150/170	68/150/170

Specification-60Hz AC fan motor

Model	Indoor		ARVCA-H071/2R1A	ARVCA-H080/2R1A	ARVCA-H090/2R1A	ARVCA-H100/2R1A	ARVCA-H112/2R1A	ARVCA-H125/2R1A	ARVCA-H140/2R1A
Capacity	Cooling	kW	7.1	8.0	9.0	10.0	11.2	12.5	14.0
	Heating	kW	8.0	10.0	11.0	12.0	12.8	13.3	15.0
Electric Data	Power Supply	V-,Hz,Ph	220-240,60,1	220-240,60,1	220-240,60,1	220-240,60,1	220-240,60,1	220-240,60,1	220-240,60,1
	Rated Power	W	95	95	122	122	165	165	165
Performance	Air Flow Volume(Hi/Mid/Low)	m³/h	1250/1040/910	1250/1040/910	1500/1200/1050	1500/1200/1050	1800/1440/1260	1800/1440/1260	1800/1440/1260
	Noise Level(Hi/Mid/Low)	dB(A)	38/34/30	38/34/30	41/37/34	41/37/34	41/38/35	41/38/35	41/38/35
Dimension (WxDxH)	Net(Body)	mm	835x835x250	835x835x250	835x835x250	835x835x250	835x835x290	835x835x290	835x835x290
	Packing(Body)	mm	910x910x310	910x910x310	910x910x310	910x910x310	910x910x350	910x910x350	910x910x350
	Net(Panel)	mm	950x950x55	950x950x55	950x950x55	950x950x55	950x950x55	950x950x55	950x950x55
	Packing(Panel)	mm	1000x1000x100	1000x1000x100	1000x1000x100	1000x1000x100	1000x1000x100	1000x1000x100	1000x1000x100
Weight	Net/Gross(Body)	kg	27/34	27/34	28/35	28/35	30/37	30/37	30/37
	Net/Gross(Panel)	kg	5/7	5/7	5/7	5/7	5/7	5/7	5/7
Pipe Diameter	Liquid Side	mm(inch)	9.52(3/8)	9.52(3/8)	9.52(3/8)	9.52(3/8)	9.52(3/8)	9.52(3/8)	9.52(3/8)
	Gas Side	mm(inch)	15.88(5/8)	15.88(5/8)	15.88(5/8)	15.88(5/8)	19.05(3/4)	19.05(3/4)	19.05(3/4)
	Drainage	mm(inch)	DN20(R3/4)	DN20(R3/4)	DN20(R3/4)	DN20(R3/4)	DN20(R3/4)	DN20(R3/4)	DN20(R3/4)
Stuffing Quantity	20/40/40H	unit	78/168/184	78/168/184	78/168/184	78/168/184	68/150/170	68/150/170	68/150/170

Notes:
 1.Cooling Capacity: Indoor temperature 27°C DB/19°C WB; Outdoor temperature:35°C DB/24°C WB.
 2.Heating Capacity:Indoor temperature 20°C DB; Outdoor temperature:7°C DB/6°C WB.
 3.Piping Length:Equivalent piping length: 7.5m, level difference: 0m.
 4.Sound level is measured at 1.4m below the unit.
 5.The above designs and specifications are subject to change without prior notice. Final specifications please refer to technical specification provided by sales representative.

Duct Series



Slim Duct



Mid ESP Duct



High ESP Duct



Fresh Air Processor



FEATURES

-  **Wired Control**
-  **Intelligent Defrosting**
-  **Sleep Mode**
-  **Fast Cooling/Heating**
-  **3D Air Flow**
-  **Fresh Air Intake**
-  **Remote Control**
-  **Central Control**

Slim Duct

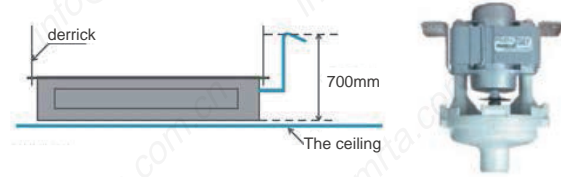
2 Ways Draining Connection

There two outlet in left and right, both left and right side of unit are possible for drainage hose connection, easy for installation.



Built-in Water Pump

The built-in pump can lift condensing water up to 700mm high from the drainage pan. installation.



Ultra Slim Design

The thickness is only 185mm, save installation space.



Air Outlet Panel Options

Digital tube displays all contents: indoor temperature, setting temperature, operation mode, etc.

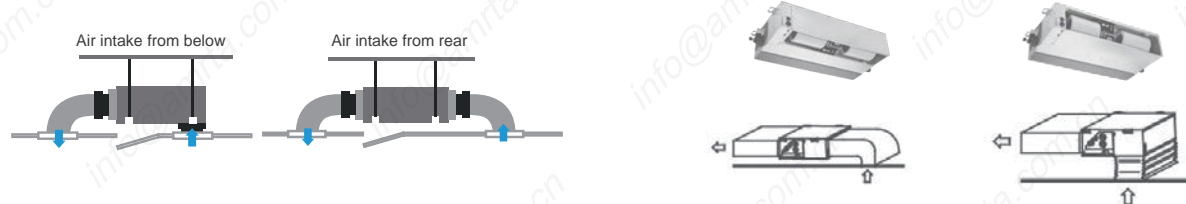
Clearly to check the running status, more convenient for trouble shooting.



Flexible Air Intake Options

Air intake from rear as standard, from bottom is optional.

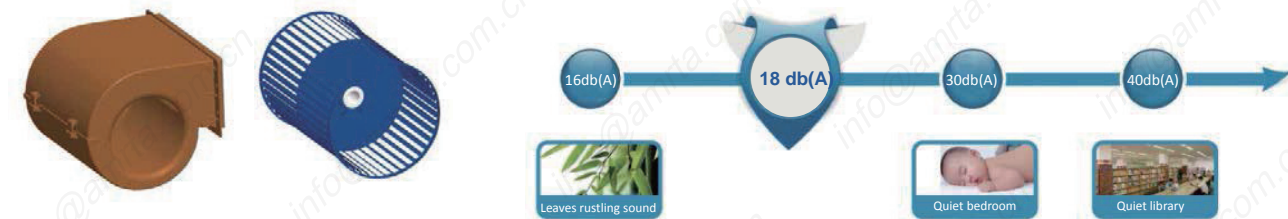
The size of the plate from bottom is the same as the flange from back, which makes it convenient to change installation style due to different decoration requirements.



Silence Operation

Innovative centrifugal fan for large diameter and a new design of the spiral duct system equipped with high-quality motor at the same time, making the air supply more quiet and smooth. The lowest noise is 18 db(A).

The lowest operation noise is 18 db(A), the industry's most advanced mute value.




Fan Motor Options

Choose either AC or DC fan motors.

Indoor Unit

Slim Duct



Specification-DC fan motor

Model	Indoor		ARVSD-H022/R1X	ARVSD-H028/R1X	ARVSD-H036/R1X	ARVSD-H045/R1X	ARVSD-H056/R1X	ARVSD-H071/R1X
Capacity	Cooling	kW	2.2	2.8	3.6	4.5	5.6	7.1
	Heating	kW	2.5	3.0	4.3	5.0	6.0	8.0
Electric Data	Power Supply	V-,Hz,Ph	220-240,50/60,1	220-240,50/60,1	220-240,50/60,1	220-240,50/60,1	220-240,50/60,1	220-240,50/60,1
	Rated Power	W	57	57	61	80	80	90
Performance	Air Flow Volume(Hi/Mid/Low)	m³/h	480/390/320	480/390/320	560/430/390	850/680/575	850/680/575	1000/810/685
	Noise Level(Hi/Mid/Low)	dB(A)	30/26/23	30/26/23	32/28/25	38/35/32	38/35/32	39/36/32
	External Static Pressure(ESP)	Pa	10/30	10/30	10/30	10/30	10/30	10/30
Dimension (WxDxH)	Net	mm	840x460x185	840x460x185	840x460x185	1160x460x185	1160x460x185	1160x460x185
	Packing	mm	1030x545x250	1030x545x250	1030x545x250	1350x545x250	1350x545x250	1350x545x250
Weight		kg	15.5/19	15.5/19	16.5/20	20/24	20/24	22/26
Pipe Diameter	Liquid Side	mm(inch)	6.35(1/4)	6.35(1/4)	6.35(1/4)	6.35(1/4)	6.35(1/4)	9.52(3/8)
	Gas Side	mm(inch)	9.52(3/8)	9.52(3/8)	12.7(1/2)	12.7(1/2)	12.7(1/2)	15.88(5/8)
	Drainage	mm(inch)	DN20(R3/4)	DN20(R3/4)	DN20(R3/4)	DN20(R3/4)	DN20(R3/4)	DN20(R3/4)
Stuffing Quantity		unit	198/414/460	198/414/460	198/414/460	153/306/340	153/306/340	153/306/340

Specification-50Hz AC fan motor

Model	Indoor		ARVSD-H022/4R1A	ARVSD-H028/4R1A	ARVSD-H036/4R1A	ARVSD-H045/4R1A	ARVSD-H056/4R1A	ARVSD-H071/4R1A
Capacity	Cooling	kW	2.2	2.8	3.6	4.5	5.6	7.1
	Heating	kW	2.5	3.0	4.3	5.0	6.0	8.0
Electric Data	Power Supply	V-,Hz,Ph	220-240,50,1	220-240,50,1	220-240,50,1	220-240,50,1	220-240,50,1	220-240,50,1
	Rated Power	W	59	59	65	91	91	113
Performance	Air Flow Volume(Hi/Mid/Low)	m³/h	480/390/320	480/390/320	560/430/390	850/680/575	850/680/575	1000/810/685
	Noise Level(Hi/Mid/Low)	dB(A)	30/26/23	30/26/23	32/28/25	38/35/32	38/35/32	39/36/32
	External Static Pressure(ESP)	Pa	10/30	10/30	10/30	10/30	10/30	10/30
Dimension (WxDxH)	Net	mm	840x460x185	840x460x185	840x460x185	1160x460x185	1160x460x185	1160x460x185
	Packing	mm	1030x545x250	1030x545x250	1030x545x250	1350x545x250	1350x545x250	1350x545x250
Weight		kg	15.5/19	15.5/19	16.5/20	20/24	20/24	22/26
Pipe Diameter	Liquid Side	mm(inch)	6.35(1/4)	6.35(1/4)	6.35(1/4)	6.35(1/4)	6.35(1/4)	9.52(3/8)
	Gas Side	mm(inch)	9.52(3/8)	9.52(3/8)	12.7(1/2)	12.7(1/2)	12.7(1/2)	15.88(5/8)
	Drainage	mm(inch)	DN20(R3/4)	DN20(R3/4)	DN20(R3/4)	DN20(R3/4)	DN20(R3/4)	DN20(R3/4)
Stuffing Quantity		unit	198/414/460	198/414/460	198/414/460	153/306/340	153/306/340	153/306/340

Specification-60Hz AC fan motor

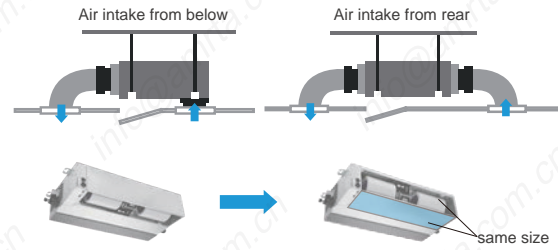
Model	Indoor		ARVSD-H022/2R1	ARVSD-H028/2R1	ARVSD-H036/2R1	ARVSD-H045/2R1	ARVSD-H056/2R1	ARVSD-H071/2R1
Capacity	Cooling	kW	2.2	2.8	3.6	4.5	5.6	7.1
	Heating	kW	2.5	3.0	4.3	5.0	6.0	8.0
Electric Data	Power Supply	V-,Hz,Ph	220-240,60,1	220-240,60,1	220-240,60,1	220-240,60,1	220-240,60,1	220-240,60,1
	Rated Power	W	59	59	65	97	97	113
Performance	Air Flow Volume(Hi/Mid/Low)	m³/h	480/390/320	480/390/320	560/430/390	850/680/575	850/680/575	1000/810/685
	Noise Level(Hi/Mid/Low)	dB(A)	30/26/23	30/26/23	32/28/25	38/35/32	38/35/32	39/36/32
	External Static Pressure(ESP)	Pa	10/30	10/30	10/30	10/30	10/30	10/30
Dimension (WxDxH)	Net	mm	840x460x185	840x460x185	840x460x185	1160x460x185	1160x460x185	1160x460x185
	Packing	mm	1030x545x250	1030x545x250	1030x545x250	1350x545x250	1350x545x250	1350x545x250
Weight		kg	15.5/19	15.5/19	16.5/20	20/24	20/24	22/26
Pipe Diameter	Liquid Side	mm(inch)	6.35(1/4)	6.35(1/4)	6.35(1/4)	6.35(1/4)	6.35(1/4)	9.52(3/8)
	Gas Side	mm(inch)	9.52(3/8)	9.52(3/8)	12.7(1/2)	12.7(1/2)	12.7(1/2)	15.88(5/8)
	Drainage	mm(inch)	DN20(R3/4)	DN20(R3/4)	DN20(R3/4)	DN20(R3/4)	DN20(R3/4)	DN20(R3/4)
Stuffing Quantity		unit	198/414/460	198/414/460	198/414/460	153/306/340	153/306/340	153/306/340

Notes:
 1. Cooling Capacity: Indoor temperature 27°C DB/19°C WB; Outdoor temperature: 35°C DB/24°C WB.
 2. Heating Capacity: Indoor temperature 20°C DB; Outdoor temperature: 7°C DB/6°C WB.
 3. Piping Length: Equivalent piping length: 7.5m, l level difference: 0m.
 4. Sound level is measured at 1.4m below the unit.
 5. The above designs and specifications are subject to change without prior notice. Final specifications please refer to technical specification provided by sales representative.

Mid ESP Duct

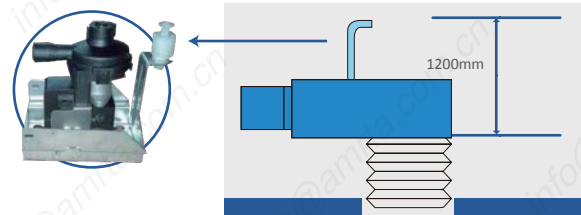
Flexible Air Intake Options

Air intake from rear as standard, from bottom is optional. The size of the plate from bottom is the same as the flange from back, which makes it convenient to change installation style according to different decoration requirements.



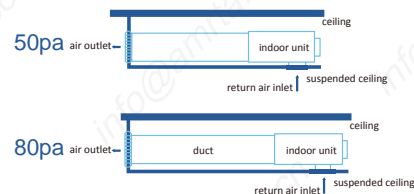
Built-in Water Pump (Optional)

The built-in pump can lift condensing water up to 1200mm high from the drainage pan.



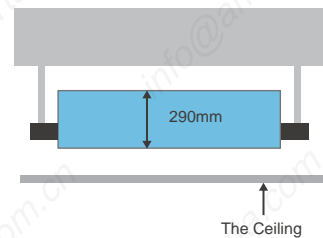
Optional ESP

50Pa and 80Pa are both optional.



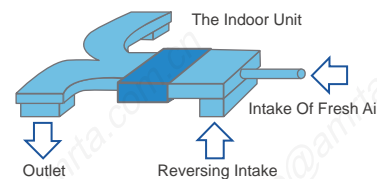
Ultra Slim Design

Only 290mm in height, save installation space.



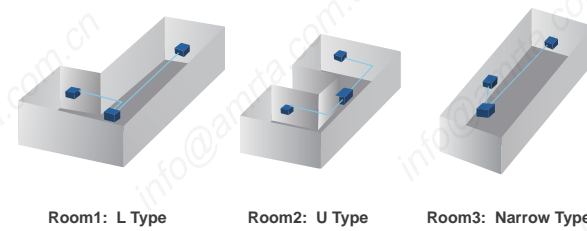
Fresh Air Intake

Fresh air makes indoor air healthy and comfortable.



Applicable To A Variety Of Room Types

Specific ESP design can be applied to various room types easily, like rooms of L type or U type; the air outlet can be set separately from the indoor unit, so the air flow can be equally distributed even the room is in irregular structure.



Fan Motor Options

Choose either AC or DC fan motors.

Mid ESP Duct



Specification-DC fan motor

Model	Indoor		ARVMD-H045/R1X	ARVMD-H056/R1X	ARVMD-H071/R1X	ARVMD-H080/R1X	ARVMD-H090/R1X
Capacity	Cooling	kW	4.5	5.6	7.1	8.0	9.0
	Heating	kW	5.1	6.3	8.0	9.0	10.0
Electric Data	Power Supply	V-, Hz, Ph	220-240, 50/60, 1	220-240, 50/60, 1	220-240, 50/60, 1	220-240, 50/60, 1	220-240, 50/60, 1
	Rated Power	W	73	73	106	106	126
Performance	Air Flow Volume(Hi/Mid/Low)	m³/h	950/850/700	950/850/700	1300/1100/850	1300/1100/850	1400/1200/950
	Noise Level(Hi/Mid/Low)	dB(A)	40/37/33	40/37/33	41/39/36	41/39/36	44/41/39
	External Static Pressure(ESP)	Pa	50/80	50/80	50/80	50/80	50/80
Dimension (WxDxH)	Net	mm	890x735x290	890x735x290	890x735x290	890x735x290	890x735x290
	Packing	mm	1070x800x360	1070x800x360	1070x800x360	1070x800x360	1070x800x360
Weight	Net/Gross	kg	29.5/34	29.5/34	30.5/35	30.5/35	32.5/37
	Liquid Side	mm(inch)	6.35(1/4)	6.35(1/4)	9.52(3/8)	9.52(3/8)	9.52(3/8)
Pipe Diameter	Gas Side	mm(inch)	12.7(1/2)	12.7(1/2)	15.88(5/8)	15.88(5/8)	15.88(5/8)
	Drainage	mm(inch)	DN20(R3/4)	DN20(R3/4)	DN20(R3/4)	DN20(R3/4)	DN20(R3/4)
Stuffing Quantity		unit	84/180/210	84/180/210	84/180/210	84/180/210	84/180/210

Specification-DC fan motor

Model	Indoor		ARVMD-H100/R1X	ARVMD-H112/R1X	ARVMD-H125/R1X	ARVMD-H140/R1X	ARVMD-H150/R1X
Capacity	Cooling	kW	10.0	11.2	12.5	14.0	15.0
	Heating	kW	11.2	12.5	14.0	15.0	17.0
Electric Data	Power Supply	V-, Hz, Ph	220-240, 50/60, 1	220-240, 50/60, 1	220-240, 50/60, 1	220-240, 50/60, 1	220-240, 50/60, 1
	Rated Power	W	126	191	191	220	220
Performance	Air Flow Volume(Hi/Mid/Low)	m³/h	1400/1200/950	2000/1700/1400	2000/1700/1400	2200/1850/1550	2200/1850/1550
	Noise Level(Hi/Mid/Low)	dB(A)	44/41/39	45/42/39	45/42/39	47/43/41	47/43/41
	External Static Pressure(ESP)	Pa	50/80	50/80	50/80	50/80	50/80
Dimension (WxDxH)	Net	mm	890x735x290	1250x735x290	1250x735x290	1250x735x290	1250x735x290
	Packing	mm	1070x800x360	1430x800x360	1430x800x360	1430x800x360	1430x800x360
Weight	Net/Gross	kg	32.5/37	42/47	42/47	42/47	42/47
	Liquid Side	mm(inch)	9.52(3/8)	9.52(3/8)	9.52(3/8)	9.52(3/8)	9.52(3/8)
Pipe Diameter	Gas Side	mm(inch)	15.88(5/8)	15.88(5/8)	15.88(5/8)	15.88(5/8)	15.88(5/8)
	Drainage	mm(inch)	DN20(R3/4)	DN20(R3/4)	DN20(R3/4)	DN20(R3/4)	DN20(R3/4)
Stuffing Quantity		unit	84/180/210	66/138/161	66/138/161	66/138/161	66/138/161

Specification-50Hz AC fan motor

Model	Indoor		ARVMD-H045/4R1A	ARVMD-H056/4R1A	ARVMD-H071/4R1A	ARVMD-H080/4R1A	ARVMD-H090/4R1A
Capacity	Cooling	kW	4.5	5.6	7.1	8.0	9.0
	Heating	kW	5.0	6.0	8.0	10.0	11.0
Electric Data	Power Supply	V-, Hz, Ph	220-240, 50, 1	220-240, 50, 1	220-240, 50, 1	220-240, 50, 1	220-240, 50, 1
	Rated Power	W	100	100	160	160	160
Performance	Air Flow Volume(Hi/Mid/Low)	m³/h	950/850/700	950/850/700	1300/1100/850	1300/1100/850	1400/1200/950
	Noise Level(Hi/Mid/Low)	dB(A)	40/37/33	40/37/33	41/39/36	41/39/36	44/41/39
	External Static Pressure(ESP)	Pa	50/80	50/80	50/80	50/80	50/80
Dimension (WxDxH)	Net	mm	890x735x290	890x735x290	890x735x290	890x735x290	890x735x290
	Packing	mm	1070x800x360	1070x800x360	1070x800x360	1070x800x360	1070x800x360
Weight	Net/Gross	kg	29.5/34	29.5/34	30.5/35	30.5/35	32.5/37
	Liquid Side	mm(inch)	6.35(1/4)	6.35(1/4)	9.52(3/8)	9.52(3/8)	9.52(3/8)
Pipe Diameter	Gas Side	mm(inch)	12.7(1/2)	12.7(1/2)	15.88(5/8)	15.88(5/8)	15.88(5/8)
	Drainage	mm(inch)	DN20(R3/4)	DN20(R3/4)	DN20(R3/4)	DN20(R3/4)	DN20(R3/4)
Stuffing Quantity		unit	84/180/210	84/180/210	84/180/210	84/180/210	84/180/210

Notes:

1. Cooling Capacity: Indoor temperature 27°C DB/ 19°C WB; Outdoor temperature: 35°C DB/ 24°C WB.
2. Heating Capacity: Indoor temperature 20°C DB; Outdoor temperature: 7°C DB/ 6°C WB.
3. Piping Length: Equivalent piping length: 7.5m, level difference: 0m.
4. Sound level is measured at 1.4m below the unit.
5. The above designs and specifications are subject to change without prior notice. Final specifications please refer to technical specification provided by sales representative.

Mid ESP Duct



Specification-50Hz AC fan motors

Model	Indoor		ARVMD-H100/4R1A	ARVMD-H112/4R1A	ARVMD-H125/4R1A	ARVMD-H140/4R1A	ARVMD-H150/4R1A
Capacity	Cooling	kW	10.0	11.2	12.5	14.0	15.0
	Heating	kW	12.0	12.8	13.3	15.0	16.0
Electric Data	Power Supply	V~,Hz,Ph	220-240,50,1	220-240,50,1	220-240,50,1	220-240,50,1	220-240,50,1
	Rated Power	W	180	180	180	240	240
Performance	Air Flow Volume(Hi/Mid/Low)	m³/h	1400/1200/950	2000/1700/1400	2000/1700/1400	2200/1850/1550	2200/1850/1550
	Noise Level(Hi/Mid/Low)	dB(A)	44/41/39	45/42/39	45/42/39	47/43/41	47/43/41
	External Static Pressure(ESP)	Pa	50/80	50/80	50/80	50/80	50/80
Dimension (WxDxH)	Net	mm	890x735x290	1250x735x290	1250x735x290	1250x735x290	1250x735x290
	Packing	mm	1070x800x360	1430x800x360	1430x800x360	1430x800x360	1430x800x360
Weight	Net/Gross	kg	32.5/37	42/47	42/47	42/47	42/47
	Liquid Side	mm(inch)	9.52(3/8)	9.52(3/8)	9.52(3/8)	9.52(3/8)	9.52(3/8)
Pipe Diameter	Gas Side	mm(inch)	15.88(5/8)	15.88(5/8)	15.88(5/8)	15.88(5/8)	15.88(5/8)
	Drainage	mm(inch)	DN20(R3/4)	DN20(R3/4)	DN20(R3/4)	DN20(R3/4)	DN20(R3/4)
	Stuffing Quantity	20/40/40H	unit	84/180/210	66/138/161	66/138/161	66/138/161

Specification-60Hz AC fan motors

Model	Indoor		ARVMD-H045/2R1	ARVMD-H056/2R1	ARVMD-H071/2R1	ARVMD-H080/2R1	ARVMD-H090/2R1
Capacity	Cooling	kW	4.5	5.6	7.1	8.0	9.0
	Heating	kW	5.0	6.0	8.0	10.0	11.0
Electric Data	Power Supply	V~,Hz,Ph	220-240,60,1	220-240,60,1	220-240,60,1	220-240,60,1	220-240,60,1
	Rated Power	W	100	100	160	160	160
Performance	Air Flow Volume(Hi/Mid/Low)	m³/h	950/850/700	950/850/700	1300/1100/850	1300/1100/850	1400/1200/950
	Noise Level(Hi/Mid/Low)	dB(A)	40/37/33	40/37/33	41/39/36	41/39/36	44/41/39
	External Static Pressure(ESP)	Pa	50/80	50/80	50/80	50/80	50/80
Dimension (WxDxH)	Net	mm	890x735x290	890x735x290	890x735x290	890x735x290	890x735x290
	Packing	mm	1070x800x360	1070x800x360	1070x800x360	1070x800x360	1070x800x360
Weight	Net/Gross	kg	29.5/34	29.5/34	30.5/35	30.5/35	32.5/37
	Liquid Side	mm(inch)	6.35(1/4)	6.35(1/4)	9.52(3/8)	9.52(3/8)	9.52(3/8)
Pipe Diameter	Gas Side	mm(inch)	12.7(1/2)	12.7(1/2)	15.88(5/8)	15.88(5/8)	15.88(5/8)
	Drainage	mm(inch)	DN20(R3/4)	DN20(R3/4)	DN20(R3/4)	DN20(R3/4)	DN20(R3/4)
	Stuffing Quantity	20/40/40H	unit	84/180/210	84/180/210	84/180/210	84/180/210

Specification-60Hz AC fan motors

Model	Indoor		ARVMD-H100/2R1	ARVMD-H112/2R1	ARVMD-H125/2R1	ARVMD-H140/2R1	ARVMD-H150/2R1
Capacity	Cooling	kW	10.0	11.2	12.5	14.0	15.0
	Heating	kW	12.0	12.8	13.3	15.0	16.0
Electric Data	Power Supply	V~,Hz,Ph	220-240,60,1	220-240,60,1	220-240,60,1	220-240,60,1	220-240,60,1
	Rated Power	W	180	180	180	240	240
Performance	Air Flow Volume(Hi/Mid/Low)	m³/h	1400/1200/950	2000/1700/1400	2000/1700/1400	2200/1850/1550	2200/1850/1550
	Noise Level(Hi/Mid/Low)	dB(A)	44/41/39	45/42/39	45/42/39	47/43/41	47/43/41
	External Static Pressure(ESP)	Pa	50/80	50/80	50/80	50/80	50/80
Dimension (WxDxH)	Net	mm	890x735x290	1250x735x290	1250x735x290	1250x735x290	1250x735x290
	Packing	mm	1070x800x360	1430x800x360	1430x800x360	1430x800x360	1430x800x360
Weight	Net/Gross	kg	32.5/37	42/47	42/47	42/47	42/47
	Liquid Side	mm(inch)	9.52(3/8)	9.52(3/8)	9.52(3/8)	9.52(3/8)	9.52(3/8)
Pipe Diameter	Gas Side	mm(inch)	15.88(5/8)	15.88(5/8)	15.88(5/8)	15.88(5/8)	15.88(5/8)
	Drainage	mm(inch)	DN20(R3/4)	DN20(R3/4)	DN20(R3/4)	DN20(R3/4)	DN20(R3/4)
	Stuffing Quantity	20/40/40H	unit	84/180/210	66/138/161	66/138/161	66/138/161

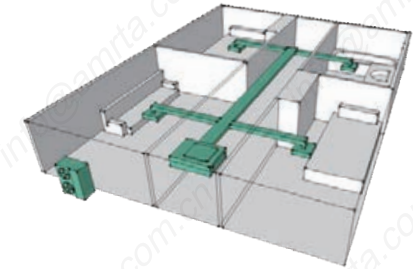
Notes:
 1.Cooling Capacity: Indoor temperature 27°C DB/ 19°C WB; Outdoor temperature:35°C DB/ 24°C WB.
 2.Heating Capacity: Indoor temperature 20°C DB; Outdoor temperature:7°C DB/ 6°C WB.
 3.Piping Length: Equivalent piping length: 7.5m, level difference: 0m.
 4.Sound level is measured at 1.4m below the unit.
 5.The above designs and specifications are subject to change without prior notice. Final specifications please refer to technical specification provided by sales representative.

High ESP Duct



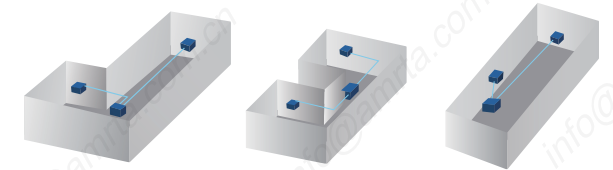
Long Distance Air Supply

High ESP makes the air supply distance up to 50m.



Applicable To A Variety Of Room Types

Specific ESP design can be applied to various room types easily, like rooms of L type or U type; the air outlet can be set separately from the indoor unit, so the air flow can be equally distributed even the room is in irregular structure.



Room1: L Type Room2: U Type Room3: Narrow Type

Specification-50Hz AC fan motor

Model	Indoor		ARVHD-H112/4R1A	ARVHD-H125/4R1A	ARVHD-H140/4R1A	ARVHD-H150/4R1A	ARVHD-H220/4R1B	ARVHD-H280/4R1B	ARVHD-H450/5R1A	ARVHD-H560/5R1A
Capacity	Cooling	kW	11.2	12.5	14.0	15.0	22.4	28.0	45.0	56.0
	Heating	kW	12.8	13.3	15.0	16.0	25.0	31.5	49.5	61.5
Electric Data	Power Supply	V~,Hz,Ph	220-240,50,1	220-240,50,1	220-240,50,1	220-240,50,1	220-240,50,1	220-240,50,1	380-415,50,3	380-415,50,3
	Rated Power	W	600	600	600	600	1250	1250	2220	2220
Performance	Air Flow Volume(Hi/Mid/Low)	m³/h	2000/1600/1400	2000/1600/1400	2000/1600/1400	2000/1600/1400	4000/3200/2600	4000/3200/2600	8000	8000
	Noise Level(Hi/Mid/Low)	dB(A)	60/57/51	60/57/51	60/57/51	60/57/51	55	55	63	63
	External Static Pressure(ESP)	Pa	196	196	196	196	220	220	200	200
Dimension (WxDxH)	Net	mm	1200x719x380	1200x719x380	1200x719x380	1200x719x380	1350x700x460	1350x700x460	2115x990x855	2115x990x855
	Packing	mm	1235x760x415	1235x760x415	1235x760x415	1235x760x415	1540x810x610	1540x810x610	2225x1025x1015	2225x1025x1015
Weight	Net/Gross	kg	56/59	56/59	56/59	56/59	91/110	91/110	225/260	225/260
	Liquid Side	mm(inch)	9.52(3/8)	9.52(3/8)	9.52(3/8)	9.52(3/8)	12.7(1/2)	12.7(1/2)	12.7(1/2)x2	12.7(1/2)x2
Pipe Diameter	Gas Side	mm(inch)	19.05(3/4)	19.05(3/4)	19.05(3/4)	19.05(3/4)	22.2(7/8)	22.2(7/8)	22.2(7/8)x2	22.2(7/8)x2
	Drainage	mm	DN20(R3/4)	DN20(R3/4)	DN20(R3/4)	DN20(R3/4)	DN25	DN25	DN25	DN25
	Stuffing Quantity	20/40/40H	unit	65/140/168	65/140/168	65/140/168	65/140/168	30/63/84	30/63/84	10/22/22

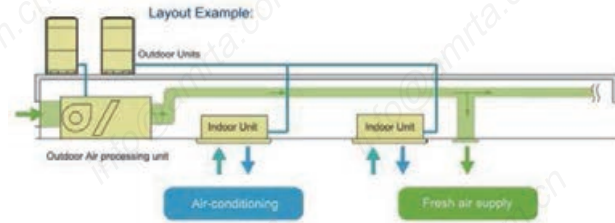
Notes:
 1.Cooling Capacity: Indoor temperature 27°C DB/ 19°C WB; Outdoor temperature:35°C DB/ 24°C WB.
 2.Heating Capacity: Indoor temperature 20°C DB; Outdoor temperature:7°C DB/ 6°C WB.
 3.Piping Length: Equivalent piping length: 7.5m, level difference: 0m.
 4.Sound level is measured at 1.4m below the unit.
 5.The above designs and specifications are subject to change without prior notice. Final specifications please refer to technical specification provided by sales representative.

Fresh Air Processor



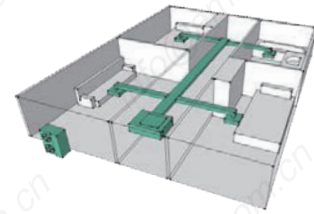
Innovative Air Supply Technology For Excellent Room Temperature Control

Fall all models, return air bellow and air filter are standard configuration.



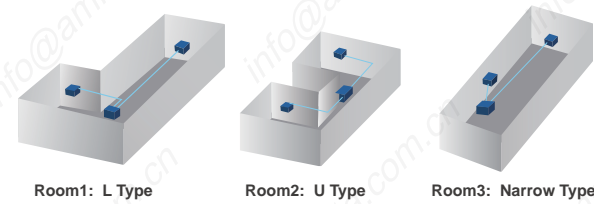
Long Distance Air Supply

High ESP makes the air supply distance up to 50m.



Applicable To A Variety Of Room Types

Specific ESP design can be applied to various room types easily, like rooms of L type or U type; the air outlet can be set separately from the indoor unit, so the air flow can be equally distributed even the room is in irregular structure.



Specification-50Hz AC fan motor

Model	Indoor		ARVFA-H220/4R1B	ARVFA-H280/4R1B	ARVFA-H450/5R1A	ARVFA-H560/5R1A
Capacity	Cooling	kW	22.4	28.0	45.0	56.0
	Heating	kW	18.0	22.0	49.5	61.5
Electric Data	Power Supply	V-,Hz,Ph	220~240,50,1	220~240,50,1	380~415,50,3	380~415,50,3
	Rated Power	W	1000	1000	1520	1520
Performance	Air Flow Volume(Hi/Mid/Low)	m ³ /h	3200	3200	4000	5000
	Noise Level(Hi/Mid/Low)	dB(A)	55	55	57	59
	External Static Pressure(ESP)	Pa	220	220	220	220
Dimension (WxDxH)	Net	mm	1350x700x460	1350x700x460	1820x990x855	2115x990x855
	Packing	mm	1540x810x610	1540x810x610	1935x1025x1015	2225x1025x1015
Weight	Net/Gross	kg	91/110	91/110	150/170	225/255
	Liquid Side	mm(inch)	12.7(1/2)	12.7(1/2)	12.7(1/2)x2	12.7(1/2)x2
Pipe Diameter	Gas Side	mm(inch)	22.2(7/8)	22.2(7/8)	22.2(7/8)x2	22.2(7/8)x2
	Drainage	mm	DN25	DN25	DN25	DN25
Stuffing Quantity	20/40/40H	unit	30/63/84	30/63/84	10/22/22	10/22/22

Notes:
 1.Cooling Capacity: Outdoor temperature 35°C DB/24°C WB.
 2.Heating Capacity: Outdoor temperature 7°C DB/6°C WB.
 3.Piping Length: Equivalent piping length: 7.5m, level difference: 0m.
 4.Sound level is measured at 1.4m below the unit.
 5.The above design and specifications are subject to change without prior notice. Final specifications please refer to technical specification provided by sales representative.
 Connection Conditions:
 When only outdoor-air processing units are connected, the total capacity of the outdoor-air processing units must be within 50%~100% of the outdoor units.
 When outdoor-air processing units and other type indoor units are connected, the total capacity of the outdoor-air processing units must not exceed 30% of the outdoor units.

Ceiling&Floor



FEATURES


- Auto Restart Function
- Sleep Mode
- Fast Cooling/Heating
- Long-term Filter
- Intelligent Defrosting
- 3D Air Flow
- Anti-Cold-Air
- Remote Control
- Low Ambient Cooling
- Silent
- Wired Control
- Central Control
- Golden Fin
- WIFI Control

Ceiling & Floor



4D Air Swing

Vertical and horizontal swing makes air below to every corner of the room.



Ultra Slim Design

The thickness is only 205mm, saving installation space.



Innovative Centrifugal Fan

All units are equipped with 3-speed fan mode, adjusting the air flow rate in accordance with the ceiling height. Innovative centrifugal fan provides larger air volume but lower noise, making the air supply more quietly and smoothly.



Flexible Installation

Can be vertically installed against the wall or horizontally installed under the ceiling.



Ceiling&Floor



Specification-50Hz AC fan motor

Model	Indoor		ARVCF-H045/4R1A	ARVCF-H056/4R1A	ARVCF-H071/4R1A	ARVCF-H080/4R1A
Capacity	Cooling/Heating	kW	4.5	5.6	7.1	8.0
		kW	5.0	6.0	8.0	10.0
Electric Data	Power Supply	V-,Hz,Ph	220-240,50,1	220-240,50,1	220-240,50,1	220-240,50,1
		Cooling/Heating Power Input	W	80	80	140
Performance	Air Flow Volume(Hi/Mid/Low)	m³/h	950/760/665	950/760/665	1300/1040/910	1500/1200/1050
		Sound Power Noise Level	dB(A)	42/39/36	42/39/36	45/42/39
Dimension (WxDxH)	Net	mm	929x660x205	929x660x205	1280x660x205	1280x660x205
		Packing	mm	1010x720x290	1010x720x290	1360x720x290
Weight	Net/Gross	kg	26/29	26/29	35/39	35/39
		Liquid Side	mm(inch)	6.35(1/4)	6.35(1/4)	9.52(3/8)
Pipe Diameter	Gas Side	mm(inch)	12.7(1/2)	12.7(1/2)	15.88(5/8)	15.88(5/8)
		Drainage	mm(inch)	DN20(R3/4)	DN20(R3/4)	DN20(R3/4)
Stuffing Quantity	20/40/40H	unit	136/280/315	136/280/315	96/200/225	96/200/225

Specification-50Hz AC fan motor

Model	Indoor		ARVCF-H090/4R1A	ARVCF-H100/4R1A	ARVCF-H112/4R1A	ARVCF-H125/4R1A	ARVCF-H140/4R1A
Capacity	Cooling/Heating	kW	9.0	10.0	11.2	12.5	14.0
		kW	11.0	12.0	12.8	13.3	15.0
Electric Data	Power Supply	V-,Hz,Ph	220-240,50,1	220-240,50,1	220-240,50,1	220-240,50,1	220-240,50,1
		Cooling/Heating Power Input	W	140	140	210	210
Performance	Air Flow Volume(Hi/Mid/Low)	m³/h	1500/1200/1050	1500/1200/1050	1800/1440/1260	1800/1440/1260	1800/1440/1260
		Sound Power Noise Level	dB(A)	47/44/41	47/44/41	48/45/42	48/45/42
Dimension (WxDxH)	Net	mm	1280x660x205	1280x660x205	1631x660x205	1631x660x205	1631x660x205
		Packing	mm	1360x720x290	1360x720x290	1710x720x290	1710x720x290
Weight	Net/Gross	kg	35/39	35/39	45/51	45/51	45/51
		Liquid Side	mm(inch)	9.52(3/8)	9.52(3/8)	9.52(3/8)	9.52(3/8)
Pipe Diameter	Gas Side	mm(inch)	15.88(5/8)	15.88(5/8)	15.88(5/8)	15.88(5/8)	15.88(5/8)
		Drainage	mm(inch)	DN20(R3/4)	DN20(R3/4)	DN20(R3/4)	DN20(R3/4)
Stuffing Quantity	20/40/40H	unit	96/200/225	96/200/225	80/168/189	80/168/189	80/168/189

Notes:

- 1.Cooling Capacity: Indoor temperature 27°C DB/19°C WB; Outdoor temperature:35°C DB/24°C WB.
- 2.Heating Capacity:Indoor temperature 20°C DB;Outdoor temperature:7°C DB/6°C WB.
- 3.Piping Length:Equivalent piping length: 7.5m ,level difference: 0m.
- 4.Floor standing:Sound level is measured 1m from air-outlet in horizontal distance, 1m above the floor in vertical distance.
- 5.Ceiling mounted: Sound level is measured 1m from air-outlet in horizontal distance,1m from air-outlet in vertical distance.
- 6.The above designs and specifications are subject to change without prior notice. Final specifications please refer to technical specification provided by sales representative.

Ceiling&Floor



Specification-50Hz AC fan motor

Model	Indoor		ARVCF-H045/2R1	ARVCF-H056/2R1	ARVCF-H071/2R1	ARVCF-H080/2R1
Capacity	Cooling/Heating	kW	4.5	5.6	7.1	8.0
		kW	5.0	6.0	8.0	10.0
Electric Data	Power Supply	V-,Hz,Ph	220~240,60,1	220~240,60,1	220~240,60,1	220~240,60,1
		Cooling/Heating Power Input	W	96	96	168
Performance	Air Flow Volume(Hi/Mid/Low)	m³/h	950/760/665	950/760/665	1300/1040/910	1500/1200/1050
		Sound Power Noise Level	dB(A)	42/39/36	42/39/36	45/42/39
Dimension (WxDxH)	Net	mm	929x660x205	929x660x205	1280x660x205	1280x660x205
		Packing	mm	1010x720x290	1010x720x290	1360x720x290
Weight	Net/Gross	kg	26/29	26/29	35/39	35/39
		Liquid Side	mm(inch)	6.35(1/4)	6.35(1/4)	9.52(3/8)
Pipe Diameter	Gas Side	mm(inch)	12.7(1/2)	12.7(1/2)	15.88(5/8)	15.88(5/8)
		Drainage	mm(inch)	DN20(R3/4)	DN20(R3/4)	DN20(R3/4)
Stuffing Quantity	20/40/40H	unit	136/280/315	136/280/315	96/200/225	96/200/225

Specification-50Hz AC fan motor









Model	Indoor		ARVCF-H090/2R1	ARVCF-H100/2R1	ARVCF-H112/2R1	ARVCF-H125/2R1	ARVCF-H140/2R1
Capacity	Cooling/Heating	kW	9.0	10.0	11.2	12.5	14.0
		kW	11.0	12.0	12.8	13.3	15.0
Electric Data	Power Supply	V-,Hz,Ph	220~240,60,1	220~240,60,1	220~240,60,1	220~240,60,1	220~240,60,1
		Cooling/Heating Power Input	W	168	168	252	252
Performance	Air Flow Volume(Hi/Mid/Low)	m³/h	1500/1200/1050	1500/1200/1050	1800/1440/1260	1800/1440/1260	1800/1440/1260
		Sound Power Noise Level	dB(A)	47/44/41	47/44/41	48/45/42	48/45/42
Dimension (WxDxH)	Net	mm	1280x660x205	1280x660x205	1631x660x205	1631x660x205	1631x660x205
		Packing	mm	1360x720x290	1360x720x290	1710x720x290	1710x720x290
Weight	Net/Gross	kg	35/39	35/39	45/51	45/51	45/51
		Liquid Side	mm(inch)	9.52(3/8)	9.52(3/8)	9.52(3/8)	9.52(3/8)
Pipe Diameter	Gas Side	mm(inch)	15.88(5/8)	15.88(5/8)	15.88(5/8)	15.88(5/8)	15.88(5/8)
		Drainage	mm(inch)	DN20(R3/4)	DN20(R3/4)	DN20(R3/4)	DN20(R3/4)
Stuffing Quantity	20/40/40H	unit	96/200/225	96/200/225	80/168/189	80/168/189	80/168/189

Notes:
 1.Cooling Capacity: Indoor temperature 27°C DB/19°C WB; Outdoor temperature:35°C DB/24°C WB.
 2.Heating Capacity:Indoor temperature 20°C DB/Outdoor temperature:7°C DB/6°C WB.
 3.Piping Length:Equivalent piping length: 7.5m ,level difference: 0m.
 4.Floor standing:Sound level is measured 1m from air-outlet in horizontal distance, 1m above the floor in vertical distance.
 5.Ceiling mounted: Sound level is measured 1m from air-outlet in horizontal distance,1m from air-outlet in vertical distance.
 6.The above designs and specifications are subject to change without prior notice. Final specifications please refer to technical specification provided by sales representative.



Wall-mounted

FEATURES

-  Remote Control
-  Intelligent Defrosting
-  Sleep Mode
-  Fast Cooling/Heating
-  Anti-Cold-Air
-  Digital Tube Display
-  Wired Control
-  Central Control

■ optional ■ standard

Wall-mounted

A Variety Of Panels

A variety of panels can be chosen

Wired Control

Remote controller is standard, and wired controller is optional. Wired controller can be fixed on the wall to avoid mislaying. It's mainly used for commercial zone and makes air conditioner control more convenient.



2 Ways Draining Connection

Both left and right sides of unit are possible for drainage pipe connection, easy for installation.



Convenient Installation

EXV is built-in the indoor unit, compact size. Adopts new type fixing plate, stable and easy to install.

Fan Motor Options

Choose either AC or DC fan motors.

Wall-mounted



Specification-DC fan motor

Model	Indoor		ARVWM-H022/R1X(L)	ARVWM-H028/R1X(L)	ARVWM-H036/R1X(L)	ARVWM-H045/R1X(L)	ARVWM-H056/R1X(L)	ARVWM-H071/R1X(L)
Capacity	Cooling	kW	2.2	2.8	3.6	4.5	5.6	7.1
	Heating	kW	2.5	3.0	4.3	5.0	6.0	8.0
Electric Data	Power Supply	V-, Hz, Ph	220-240, 50/60, 1	220-240, 50/60, 1	220-240, 50/60, 1	220-240, 50/60, 1	220-240, 50/60, 1	220-240, 50/60, 1
	Rated Power	W	14	14	14	25	25	35
Performance	Air Flow Volume(Hi/Mid/Low)	m ³ /h	650/600/580	650/600/580	650/600/580	850/750/650	850/750/650	1200/950/800
	Noise Level(Hi/Mid/Low)	dB(A)	38/33/27	38/33/27	38/33/27	45/41/35	45/41/35	48/45/39
Dimension (WxDxH)	Net	mm	850x300x198	850x300x198	850x300x198	970x315x235	970x315x235	1100x330x235
	Packing	mm	905x357x267	905x357x267	905x357x267	1010*370*300	1010*370*300	1140*385*300
Weight	Net/Gross	kg	10/13	10/13	10/13	14/18	14/18	16/20
	Liquid Side	mm(inch)	6.35(1/4)	6.35(1/4)	6.35(1/4)	6.35(1/4)	6.35(1/4)	9.52(3/8)
Pipe Diameter	Gas Side	mm(inch)	9.52(3/8)	9.52(3/8)	9.52(3/8)	12.7(1/2)	12.7(1/2)	15.88(5/8)
	Drainage	mm(inch)	DN20(R3/4)	DN20(R3/4)	DN20(R3/4)	DN20(R3/4)	DN20(R3/4)	DN20(R3/4)
Stuffing Quantity	20/40/40H	unit	328/680/850	328/680/850	328/680/850	238/490/560	238/490/560	210/434/496

Specification-50Hz AC fan motor

Model	Indoor		ARVWM-H022/4R1A(L)	ARVWM-H028/4R1A(L)	ARVWM-H036/4R1A(L)	ARVWM-H045/4R1A(L)	ARVWM-H056/4R1A(L)	ARVWM-H071/4R1A(L)
Capacity	Cooling	kW	2.2	2.8	3.6	4.5	5.6	7.1
	Heating	kW	2.5	3.0	4.3	5.0	6.0	8.0
Electric Data	Power Supply	V-, Hz, Ph	220-240, 50, 1	220-240, 50, 1	220-240, 50, 1	220-240, 50, 1	220-240, 50, 1	220-240, 50, 1
	Rated Power	W	38	38	38	68	68	82
Performance	Air Flow Volume(Hi/Mid/Low)	m ³ /h	650/600/580	650/600/580	650/600/580	850/750/650	850/750/650	1200/950/800
	Noise Level(Hi/Mid/Low)	dB(A)	38/33/27	38/33/27	38/33/27	45/41/35	45/41/35	48/45/39
Dimension (WxDxH)	Net	mm	850x300x198	850x300x198	850x300x198	970x315x235	970x315x235	1100x330x235
	Packing	mm	905x357x267	905x357x267	905x357x267	1010*370*300	1010*370*300	1140*385*300
Weight	Net/Gross	kg	10/13	10/13	10/13	14/18	14/18	16/20
	Liquid Side	mm(inch)	6.35(1/4)	6.35(1/4)	6.35(1/4)	6.35(1/4)	6.35(1/4)	9.52(3/8)
Pipe Diameter	Gas Side	mm(inch)	9.52(3/8)	9.52(3/8)	9.52(3/8)	12.7(1/2)	12.7(1/2)	15.88(5/8)
	Drainage	mm(inch)	DN20(R3/4)	DN20(R3/4)	DN20(R3/4)	DN20(R3/4)	DN20(R3/4)	DN20(R3/4)
Stuffing Quantity	20/40/40H	unit	328/680/850	328/680/850	328/680/850	238/490/560	238/490/560	210/434/496

Specification-60Hz AC fan motor

Model	Indoor		ARVWM-H022/2R1(L)	ARVWM-H028/2R1(L)	ARVWM-H036/2R1(L)	ARVWM-H045/2R1(L)	ARVWM-H056/2R1(L)	ARVWM-H071/2R1(L)
Capacity	Cooling	kW	2.2	2.8	3.6	4.5	5.6	7.1
	Heating	kW	2.5	3.0	4.3	5.0	6.0	8.0
Electric Data	Power Supply	V-, Hz, Ph	220-240, 60, 1	220-240, 60, 1	220-240, 60, 1	220-240, 60, 1	220-240, 60, 1	220-240, 60, 1
	Rated Power	W	39	39	39	88	88	88
Performance	Air Flow Volume(Hi/Mid/Low)	m ³ /h	650/600/580	650/600/580	650/600/580	850/750/650	850/750/650	1200/950/800
	Noise Level(Hi/Mid/Low)	dB(A)	38/33/27	38/33/27	38/33/27	45/41/35	45/41/35	48/45/39
Dimension (WxDxH)	Net	mm	850x300x198	850x300x198	850x300x198	970x315x235	970x315x235	1100x330x235
	Packing	mm	905x357x267	905x357x267	905x357x267	1010*370*300	1010*370*300	1140*385*300
Weight	Net/Gross	kg	10/13	10/13	10/13	14/18	14/18	16/20
	Liquid Side	mm(inch)	6.35(1/4)	6.35(1/4)	6.35(1/4)	6.35(1/4)	6.35(1/4)	9.52(3/8)
Pipe Diameter	Gas Side	mm(inch)	9.52(3/8)	9.52(3/8)	9.52(3/8)	12.7(1/2)	12.7(1/2)	15.88(5/8)
	Drainage	mm(inch)	DN20(R3/4)	DN20(R3/4)	DN20(R3/4)	DN20(R3/4)	DN20(R3/4)	DN20(R3/4)
Stuffing Quantity	20/40/40H	unit	328/680/850	328/680/850	328/680/850	238/490/560	238/490/560	210/434/496

Notes:

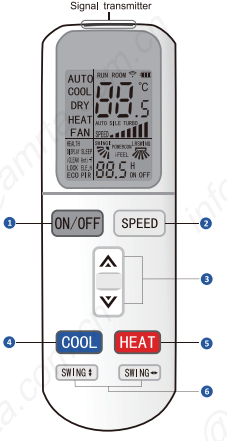
- Cooling Capacity: Indoor temperature 27°C DB/19°C WB; Outdoor temperature: 35°C DB/24°C WB.
- Heating Capacity: Indoor temperature 20°C DB; Outdoor temperature: 7°C DB/6°C WB.
- Piping Length: Equivalent piping length: 7.5m, level difference: 0m.
- Sound level is measured 1m below the air outlet horizontally and vertically.
- The above designs and specifications are subject to change without prior notice. Final specifications please refer to technical specification provided by sales representative.

Control System

Remote Controller	58
Wired Controller	59
Centralized Controllers and monitors	61
Network Control Software	
Centralized Controller Software	65
BMS System	67
Wireless Network Control	68
Accessories	
AHU Kit	69
Selection Software	71
Monitoring Software	72

Remote Controller

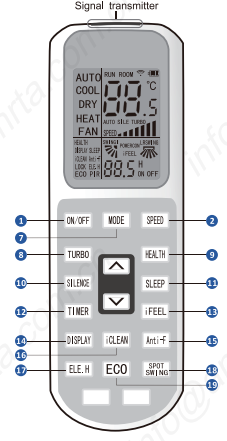
YK-L



- 1 ON/OFF
- 2 Fan Speed Setting HIGH/MED/LOW/AUTO
- 3 Temperature-Setting /Timer Range Setting
- 4 Cooling Mode
- 5 Heating Mode
- 6 Vertical Swing/Horizontal Swing
- 7 Mode Setting AUTO/COOL/DRY/HEAT/FAN
- 8 Turbo Wind
- 9 Health Function
- 10 Silence Function

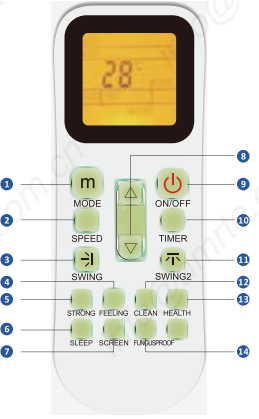
***YK-L -for commissioning**

YK-K



- 1 Sleep Function
- 2 Timer On/Off
- 3 I Feel Function
- 4 LED Display On/Off
- 5 Anti-fungus Function
- 6 Clean Function
- 7 Auxiliary Electric Heating
- 8 Spot Swing
- 9 Economic Function

YK-K



- 1 Mode Setting AUTO/COOL/DRY/HEAT/FAN
- 2 Fan Speed Setting HIGH/MED/LOW/AUTO
- 3 Vertical Swing
- 4 Feeling Function
- 5 Strong Wind
- 6 Sleep Function
- 7 LED Display On/Off
- 8 Temperature-Setting /Timer Range Setting
- 9 ON/OFF
- 10 Timer On/Off
- 11 Horizontal Swing
- 12 Clean Function
- 13 Health Function
- 14 Fungusproof Function

Function

1. Background light

The background light allows users to operate the device in a dark room. The device lights up when a button is pressed, and turns off when a given operation is completed.

2. Setting addresses

Besides the machine's auto addressing function, users can set the indoor unit's address on the remote controller YK-L.

Specifications

Model	YK-L	YK-K
Dimension (WxHxD) (mm)	52x160x25(max)	50x140x28.5(max)
Power(V)	3V(1.5Vx2)	3V(1.5Vx2)

Wired Controller



Features


Built-In Remote Signal Receiver

A signal receiver is built-in the remote controller. Signal from remote controller can be received by wired controller, so the system status could be adjusted using a remote controller.



Addresses Setting

The address setting function is coupled with easy installation and simple future maintenance. Service personnel can set the address for the indoor unit using XK-05A.



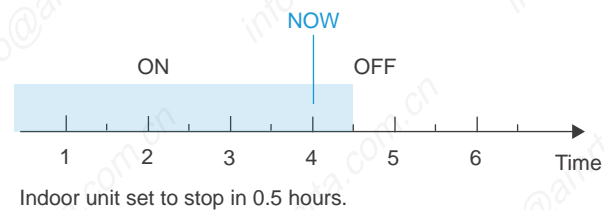

Follow Me

With the follow me function, the indoor unit responds to the temperature measured by the temperature sensor built-in the wired controller, rather temperature sensor in the indoor unit itself, so the temperature is measured closer to the user, rather than at the ceiling or floor height.



Built-in Timer

The built-in daily timer allows the systems automatically start and stop according to user-defined time setting.



User-Friendly & Elegant Design

The XK-05A is a hidden-mode controller specially designed for hotels, hospitals, schools, offices. Fitted with a background light as standard, easy to use in the dark night.




Error Reporting

If there is a malfunction, error codes are displayed in the temperature setting area of the controller's display screen.




Keyboard Locking

The locking function could prevent other people changing the setting state at will in public places.



Features

Specifications

XK-05A	
Model	
Dimension (WxHxD) (mm)	120x120x18
Power Supply(V)	DC 12V by IDU

Centralized Controllers and monitors

Touch Screen Centralized Control

Amrta touch screen centralized controller is a multifunctional device that can control up to 256 indoor units within a maximum connection length of 1200meters. Users could enjoy the flexibility of either controlling multiple units as a group or controlling each unit individually.



Multi-system Control

256 indoor units with no repeated address from different outdoor systems could be centralized controlled together. this greatly reduces system limitations.



Multiple Lock function

The new centralized controller could not only lock their own keyboards, it could also enable the users lock each unit's setting mode or remote controller.



Weekly Schedule Control

The CC-02 centralized controller's weekly schedule timer function allows users to set up to four scheduled periods per day ,each with its own operation mode and temperature setting.



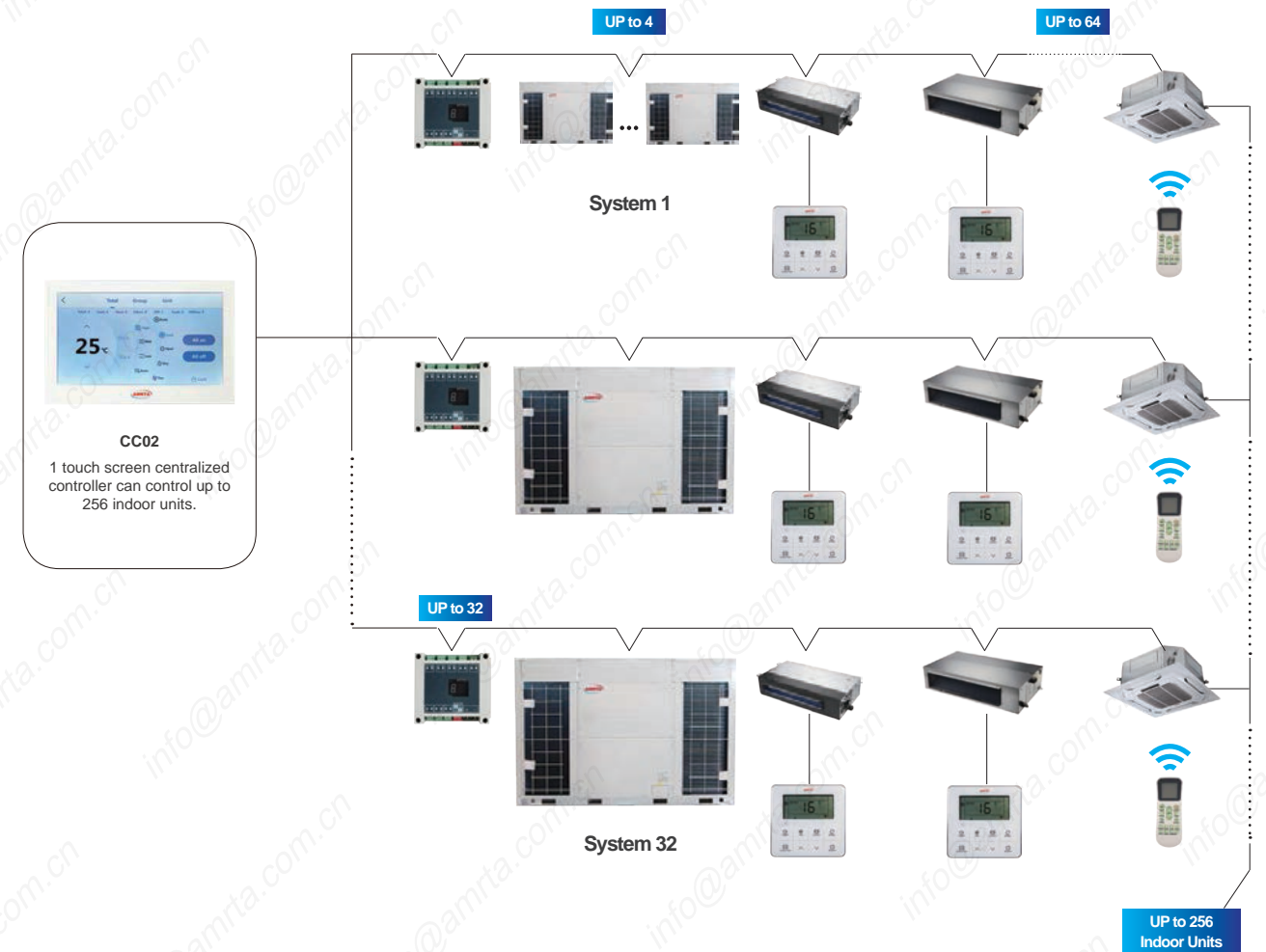
Indoor Units Operation Status Display

Error and protection codes are shown directly on centralized controller's displays, no need to access outdoor unit's PCBs to obtain codes .The building management professionals could inquire a wide range of historical error and protection codes to get the system status information before contacting a service engineer.



Flexible Wiring

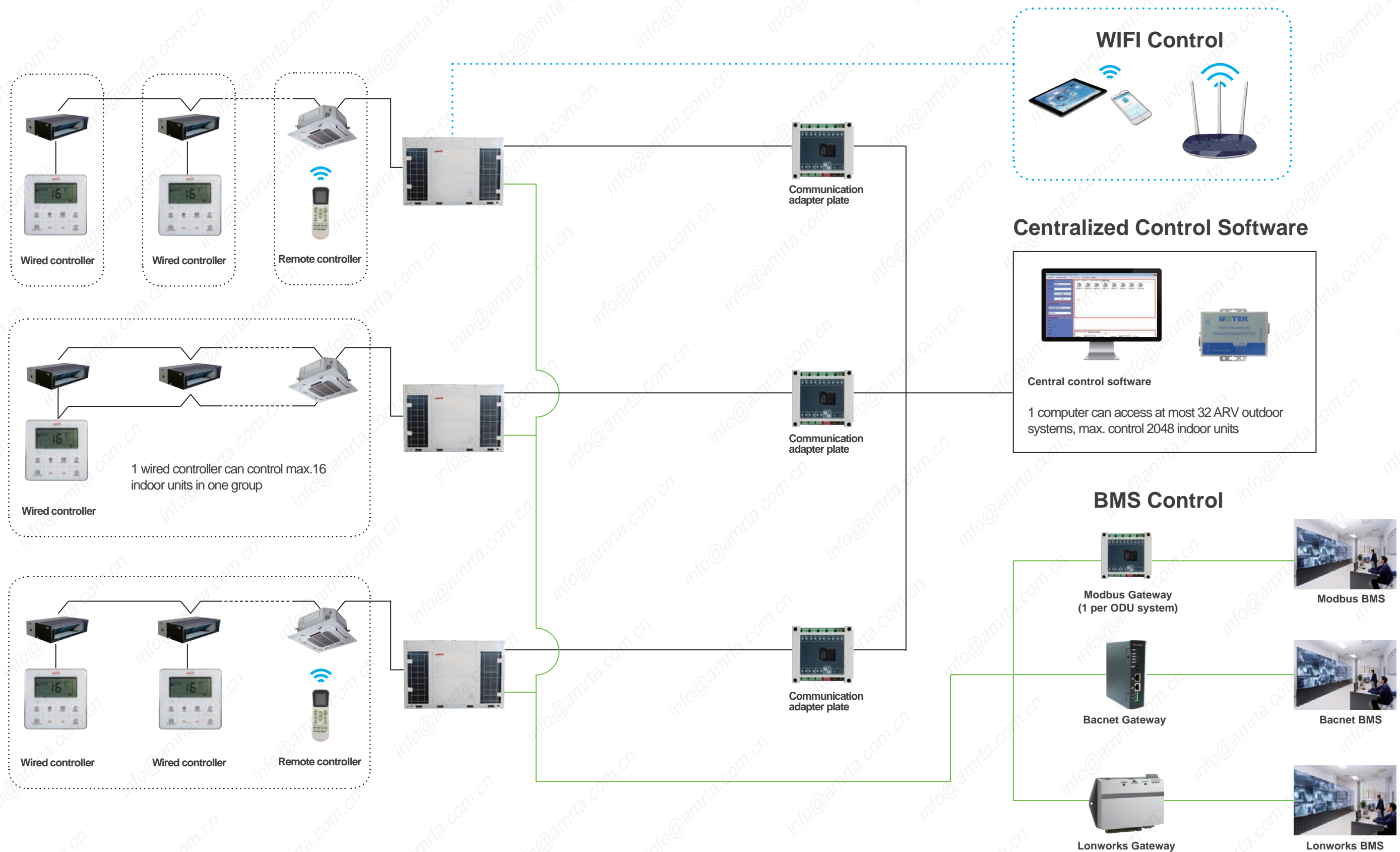
The centralized controllers could be connected directly to the master outdoor unit or any indoor unit of each system. so it significantly simply wiring configuration.



Specifications

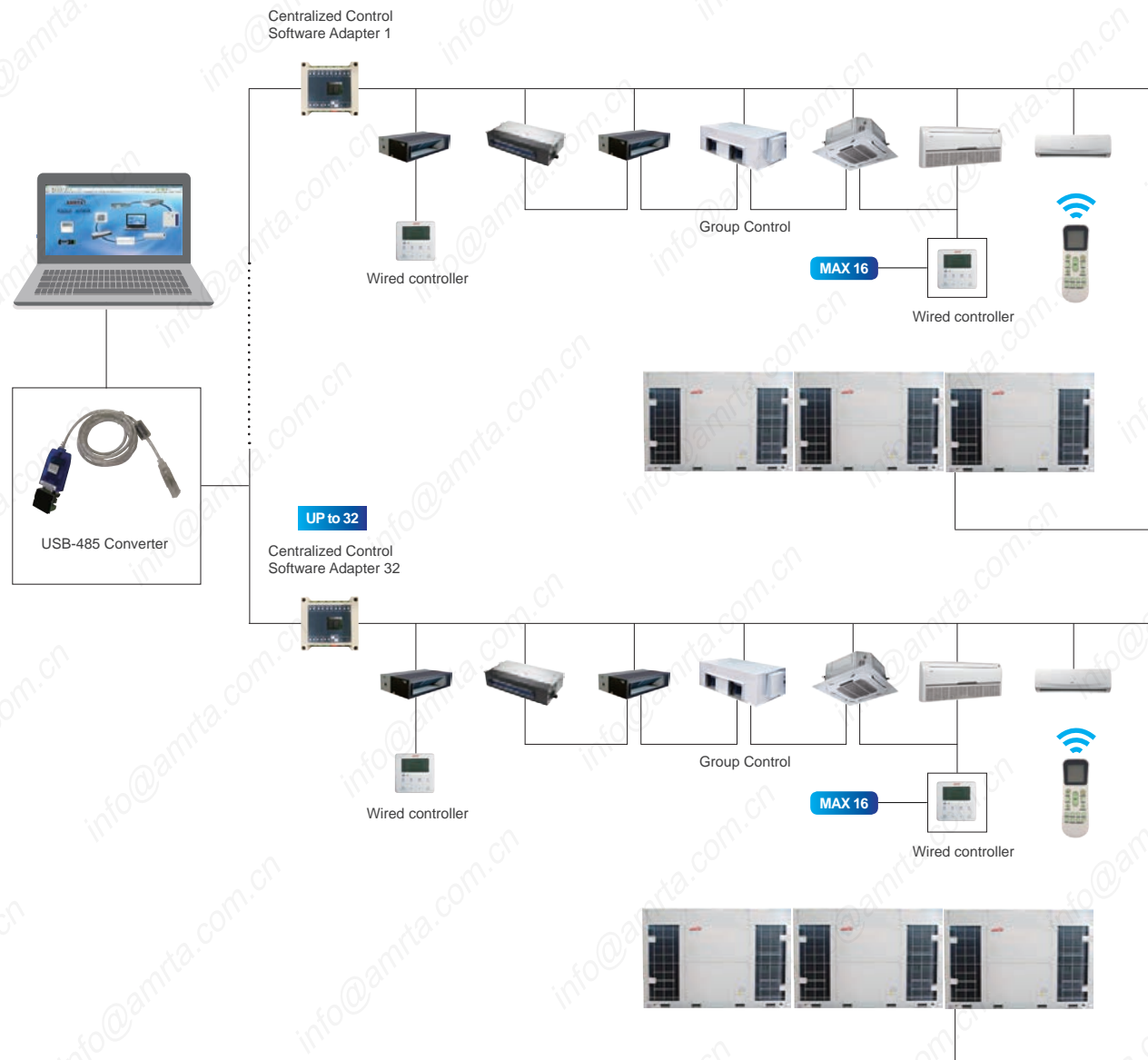
Model	CC-02
Dimension(WxHxD) (mm)	176x116x12 (Outside the wall) 120x60x25 (Inside the wall)
Power supply	AC 180-240V (50/60Hz)

Network Control Software



Centralized Control Software






System Overview



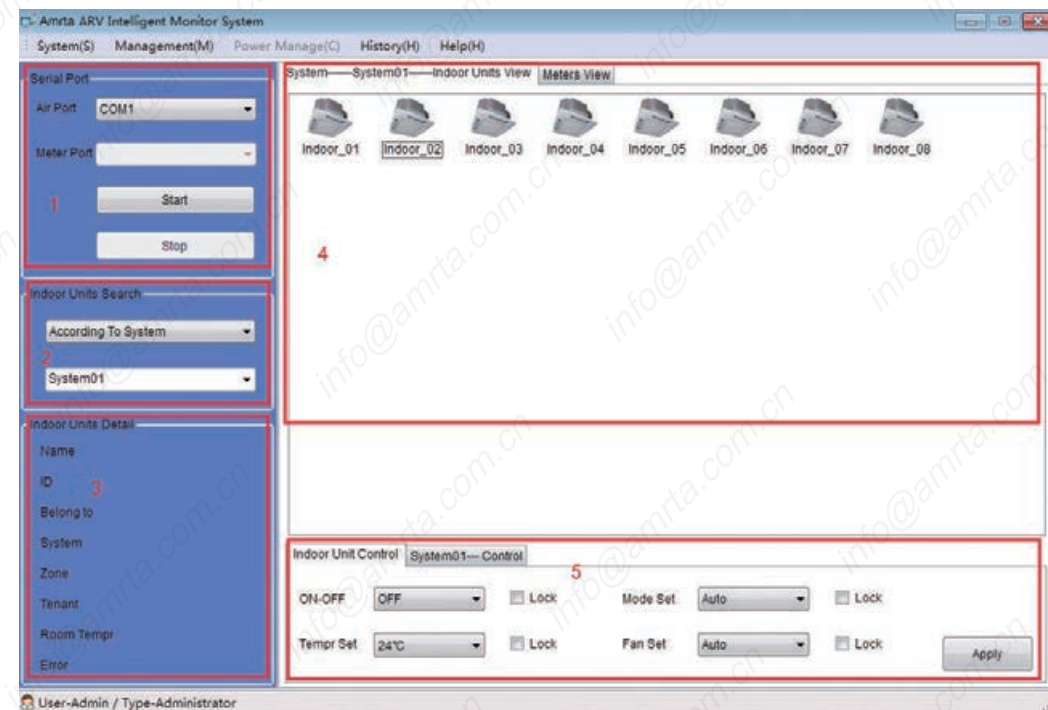
System Overview

Users do not need to go to the harsh environment of the site, they can monitor the function of units just through computer. This greatly improves convenience of daily management and the efficiency of central air conditioners; Timely find the fault and save the maintenance cost of air conditioner units, minimize losses ; Timer function with multi-period week, fully automated schedule planning of unit; Each ARV system could connect at most 64 indoor units; This system can access at most 32 ARV outdoor systems, it need to access repeater to increase RS485 network equipment if the outdoor systems are more than 30.

Main Components Of Centralized Control System

No	Main Components	Requirement & Function
1	Host Computer 	Operation system: Windows XP SP2 and above, Windows 7
2	Communications adapter plate 	Computer and communication protocol and unit end communication protocol are incompatible with each other, must add communication adapter plate to make both communicate. Each ARV system matches 1 adapter plate.
3	RS-232 to RS-485/422 converter  USB to RS-485/422 converter 	The centralized control system RS485 network signal conversion for RS232 serial signal to achieve the interconnection of computers with centralized control system. The centralized control system RS485 network signal conversion for USB to achieve the interconnection of laptops with centralized control system.
4	RS-485/422 Repeater 	Extend the communication distance and increase the number of RS-485 bus network. The repeater is not required, only when there is more than 30 systems or communication distance is more than 800 meters.

Software Introduction Main Interface

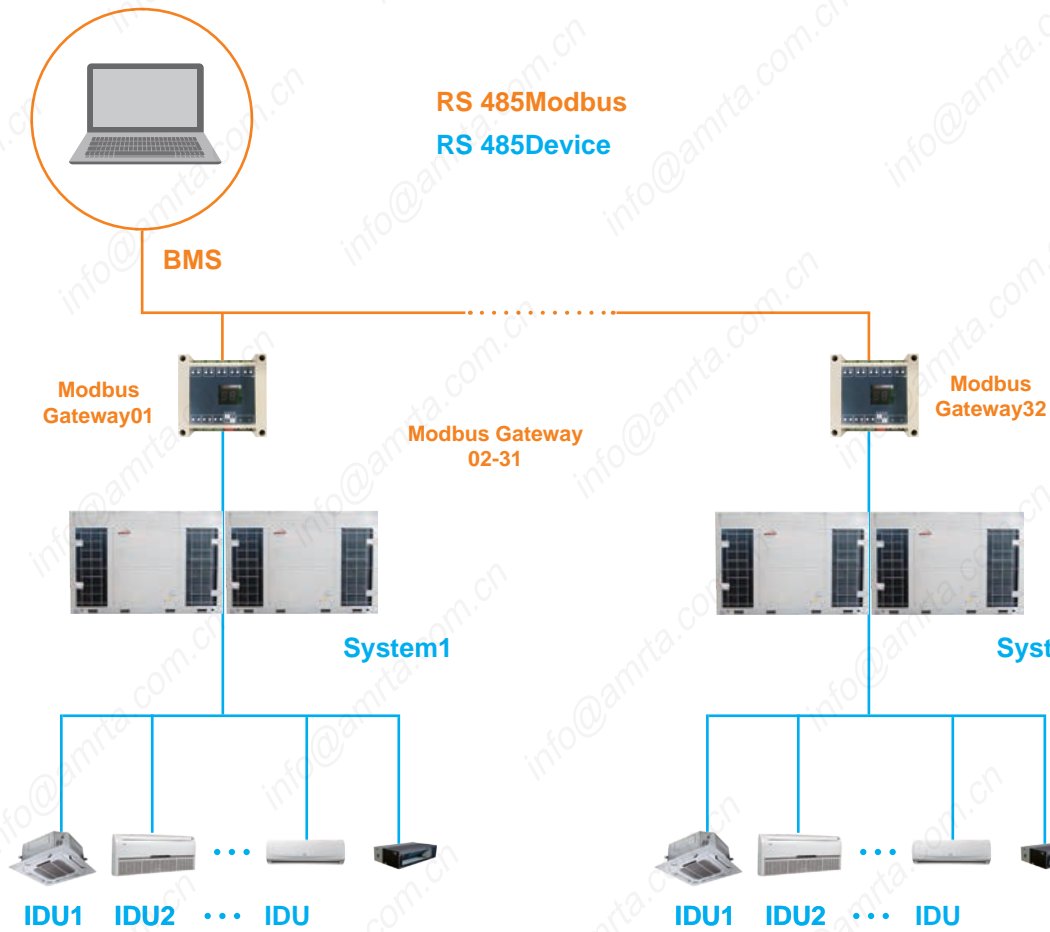


Area 1 -- Serial setting area, choose the serial and press "Start Working" button, system will in operation, press "Stop Working" button, system will stop working;
Area 2 -- The inquire area for air conditioner unit, it can be divided into the system inquire and user-defined group inquire, the inquired unit will be displayed in area 4.
Area 3 -- Display area of single air conditioner indoor unit, select one of indoor units in area 4, then the area will display the name, ID (address of indoor unit), system belonged, group belonged, current condition, the room temperature of indoor unit, failure etc.
Area 4 -- Display area of air conditioner group, as shown in above picture, it displayed all the indoor units in the group System01.
Area 5 -- Control area of air conditioner, it can control one single air conditioner and some air conditioner group, this will be described in detail later.

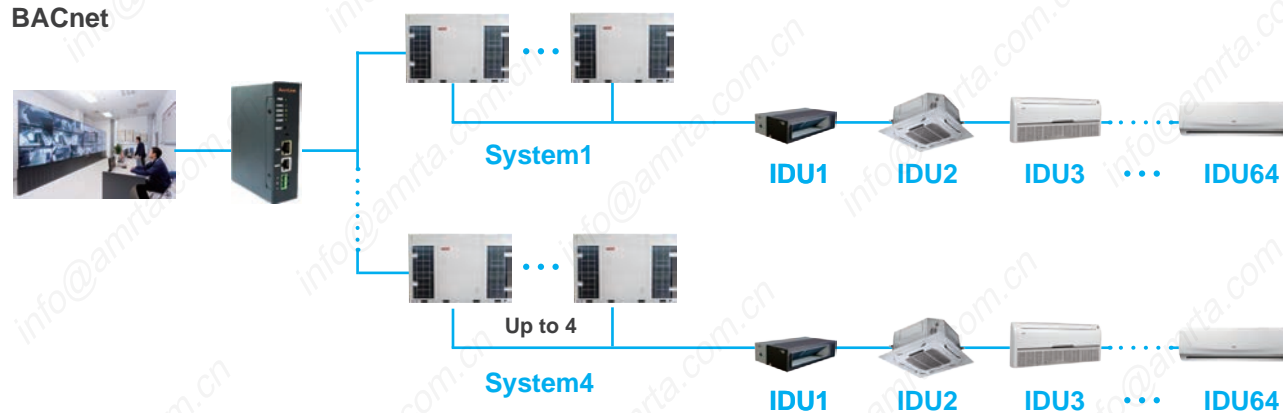
BMS System

Overall Structure

Modbus

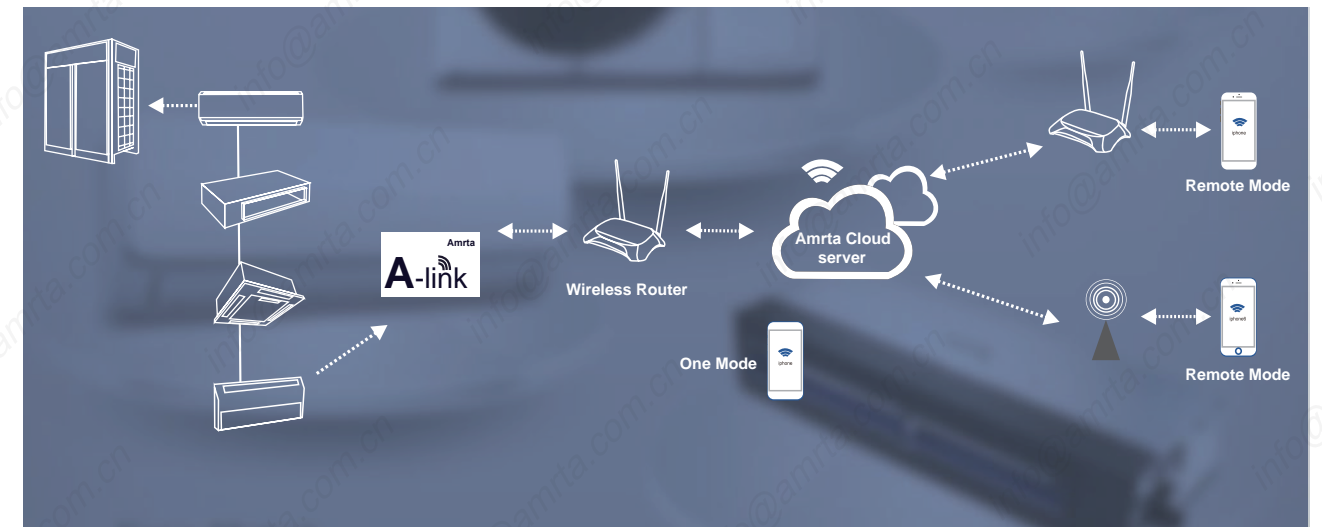


BACnet



Wireless Network Control

Schematic Diagram



Features

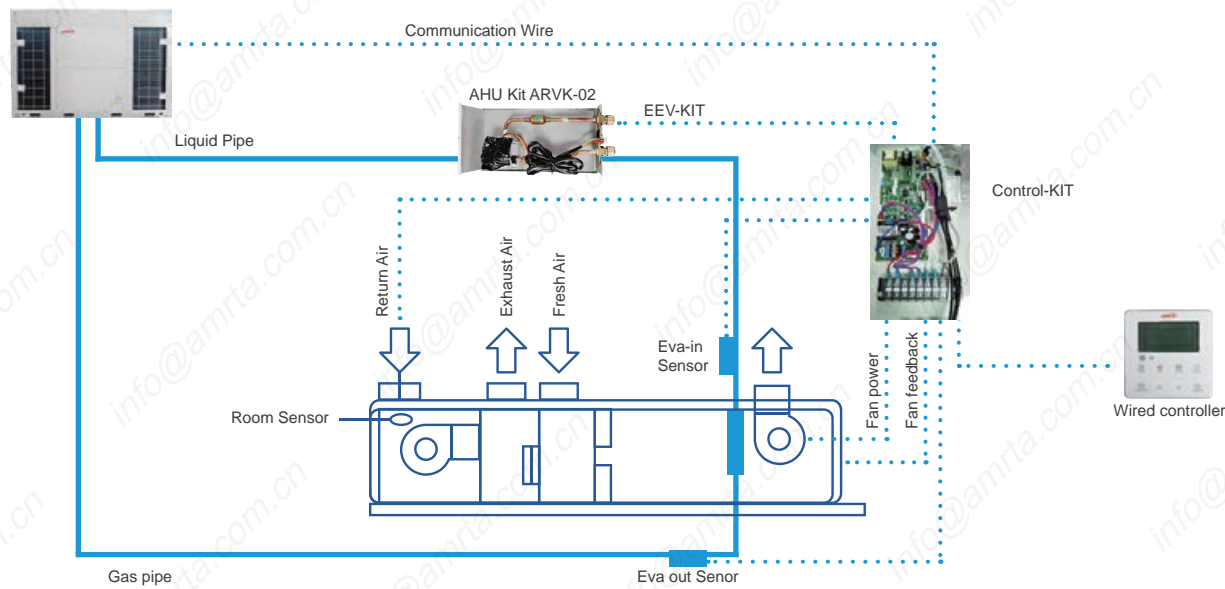
1. Amrita air conditioner can connect to intelligent terminal through WIFI or GPRS network, customers can enjoy fun and convenience of remote control the AC via iphone, ipad and other mobile terminals (Android and IOS) at anytime and anywhere.
2. The function of software on Mobile terminal includes mode control, temperature control, swing control, timing control.
3. Customers can set schedule to plan their day, also the scene mode can be set conveniently.

Accessories-AHU Kit

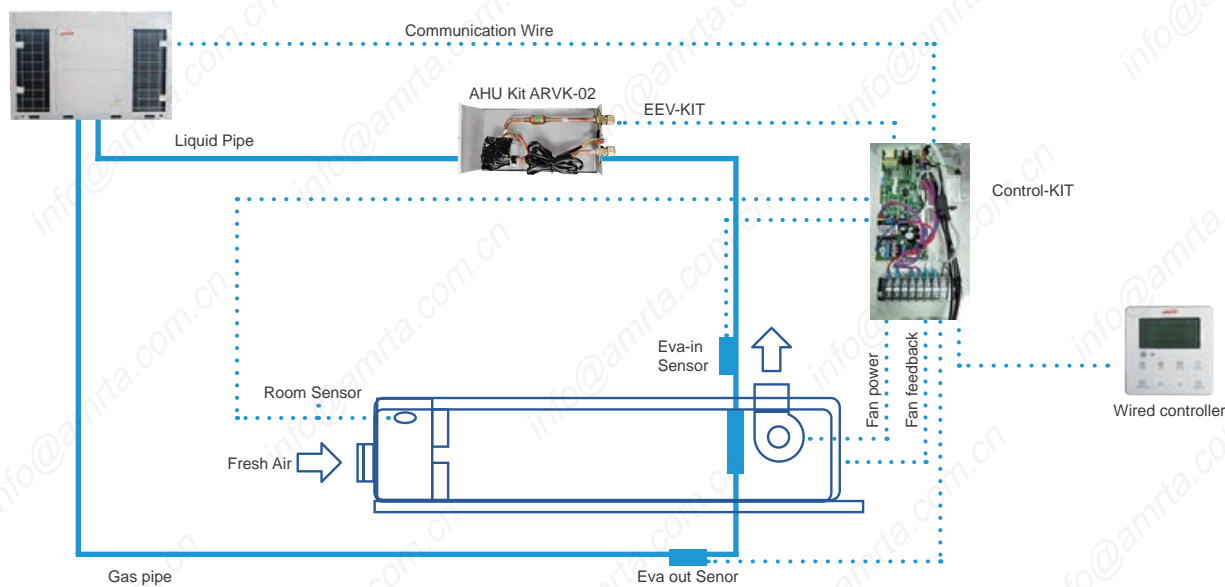


Overall Structure

Partial fresh air system

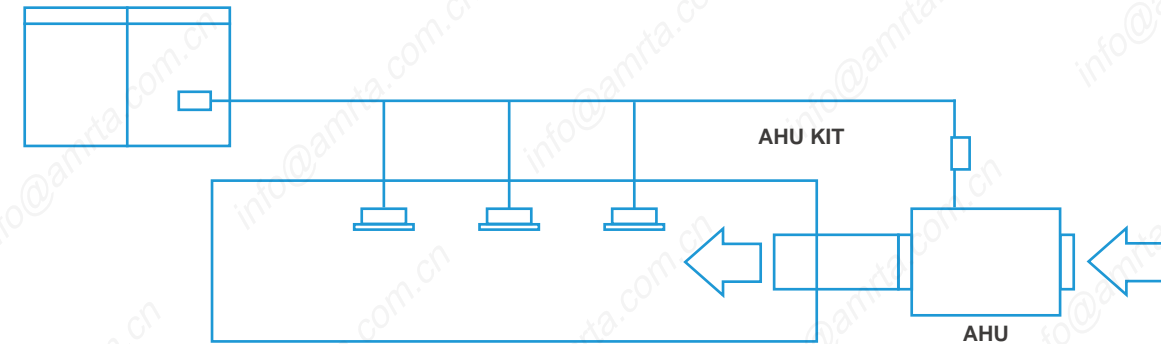


All fresh air system

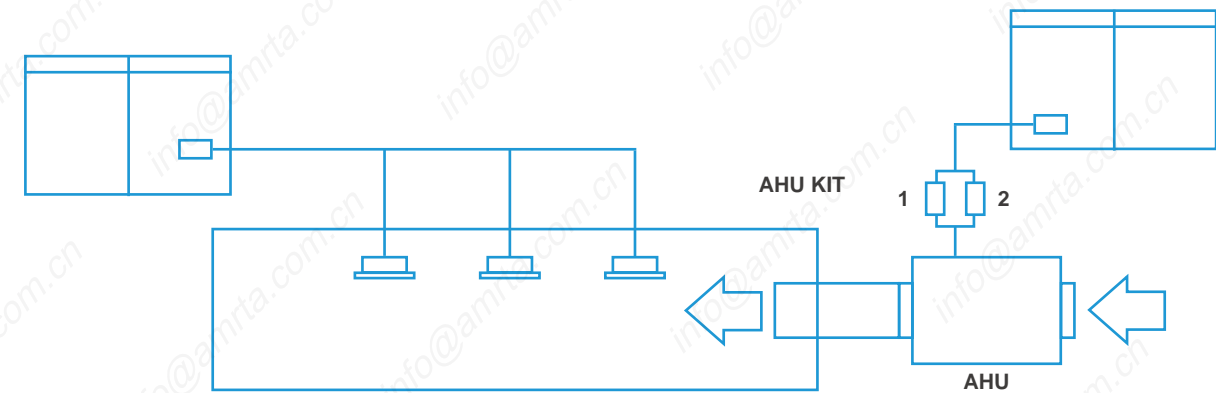


Structure Diagram

Mixed connected with other indoor units



Mixed connected with other indoor units



Specifications

AHU Kit Mode	Allowed heat exchanger capacity	Power(V-,Hz,Ph)	Air Flow Volume (m³/h)		Weight(kg)		Dimension(WxDxH)(mm)
			Min	Max	Net	Gross	Packing
ARVK-01	≤10HP	220-240,50,1	2500	5000	5.7	7.2	450x430x160
ARVK-02	≤20HP	220-240,50,1	5000	9000	6	7.5	450x430x160

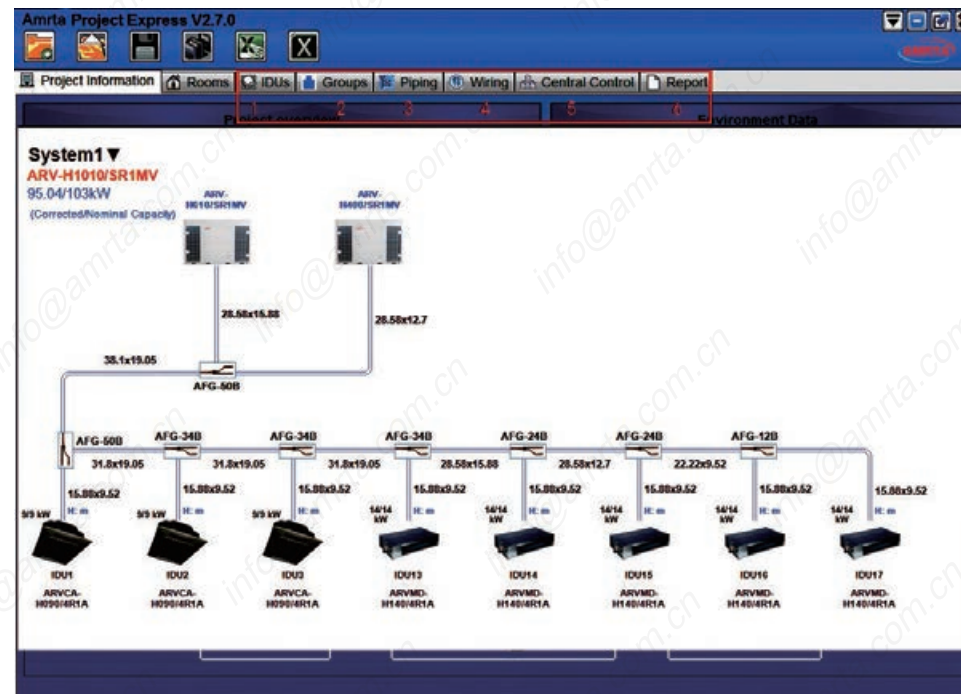
Accessories-Selection Software

To meet the customers' requirements, Amrta has developed the advanced selection software. The software provides quick and convenient selectable options for users, supports multiple languages, greatly improves the selection and installation process.

6 Parts Of The ARV Selection

No	Steps	Instruction
1	Selecting indoor units	Selecting indoor unit for project according the capacity, air flow volume and room information.
2	Selecting outdoor units	Automatic selection suitable outdoor unit for project according to the capacity of indoor units, the capacity ratio between indoor and outdoor unit, and the temperature of indoor and outdoor unit.
3	Drawing piping diagram	Every outdoor system can draw corresponding piping diagram. The system will auto select branch pipe, gas pipe and liquid pipe according to selected indoor and outdoor unit. The pipe length can be input according to the project diagram if the project need. Ability compensation also can be displayed for the software.
4	Drawing wiring diagram	Every outdoor system can draw wiring diagram. The wiring length can be input according to the project diagram if the project need. Wring includes: power cable, signal cable and so on. Remote controller and wired controller can be chosen according to the customer's demands.
5	Selecting BMS or Centralized Controller	The software can be used to select either BMS or centralized controller and draw connecting wiring diagram.
6	Output the report	The report can be output in 3 kinds of forms, PDF, word and CAD.

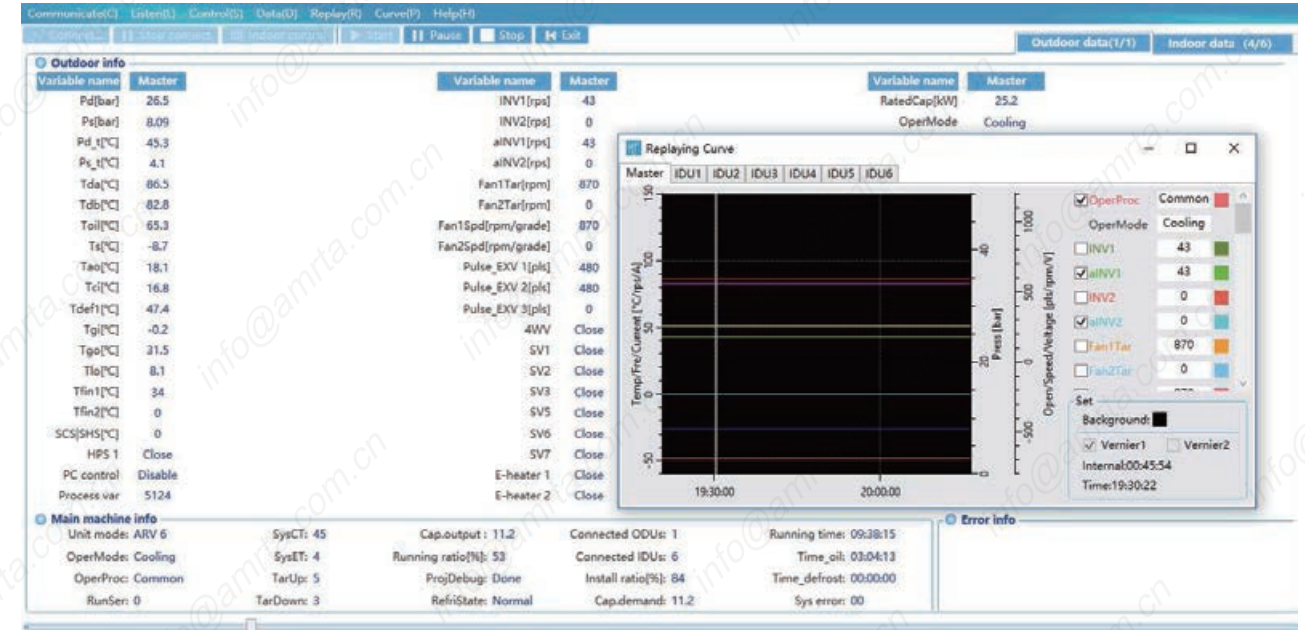
The Result As Below



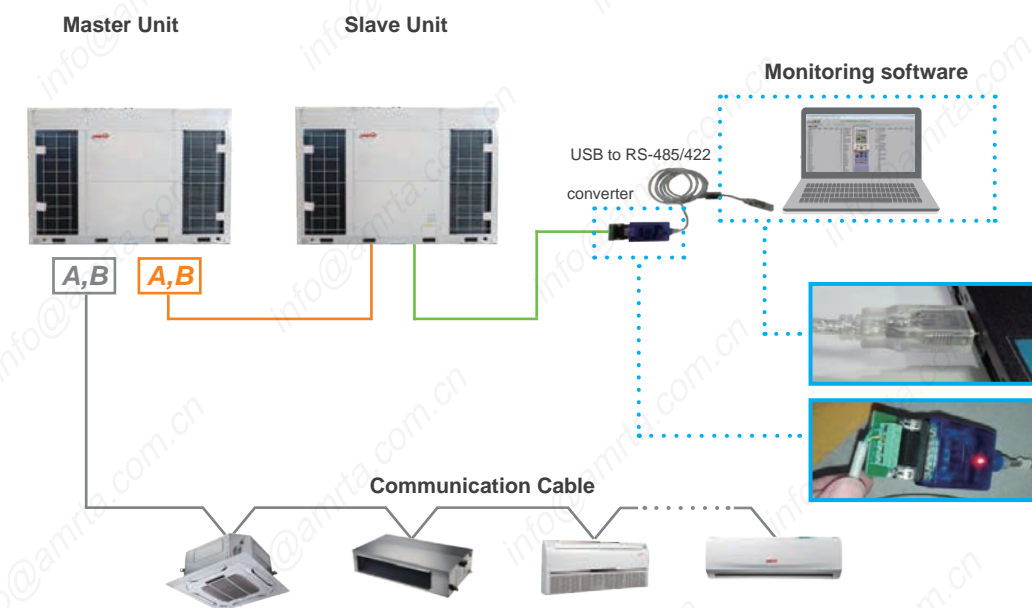
Accessories-Monitoring Software

Self-diagnosis software can be used as remote controller, it is recommended for commissioning. It can monitor the running state of the outdoor and indoor units real time. And display the malfunctions, be convenient to do the commissioning and trouble-shooting work.

Monitoring Software (ARV6)




Installation Diagram



HRV-Heat Recovery Ventilator

Nomenclature



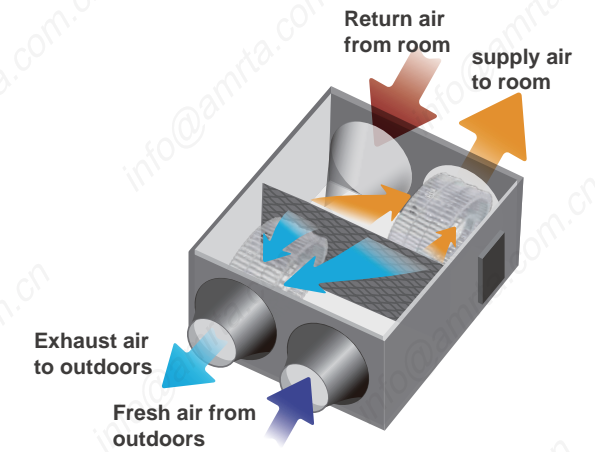
FEATURES



HRV-Heat Recovery Ventilator

Adopt Centrifugal Fan With Lower Power Consumption And Longer Air Supply Distance; Easy Control, Friendly Operation.

All units are equipped with 3-speed fan mode, adjusting the air flow rate in accordance with the ceiling height. Innovative centrifugal fan provides larger air volume but lower noise, making the air supply more quietly and smoothly.



Different Modes For Your Choice

- Exhausting mode (Hi/Mid/Low fan speed can be chosen)
- Air supply mode (Hi/Mid/Low fan speed can be chosen)
- By pass mode (Hi/Mid/Low fan speed can be chosen)

In this mode, there is no heat exchanging happened, which is more energy saving.

For example:

If outdoor temperature is lower than indoor, we don't need heat exchanging, but we need fresh air. We can choose by pass mode.

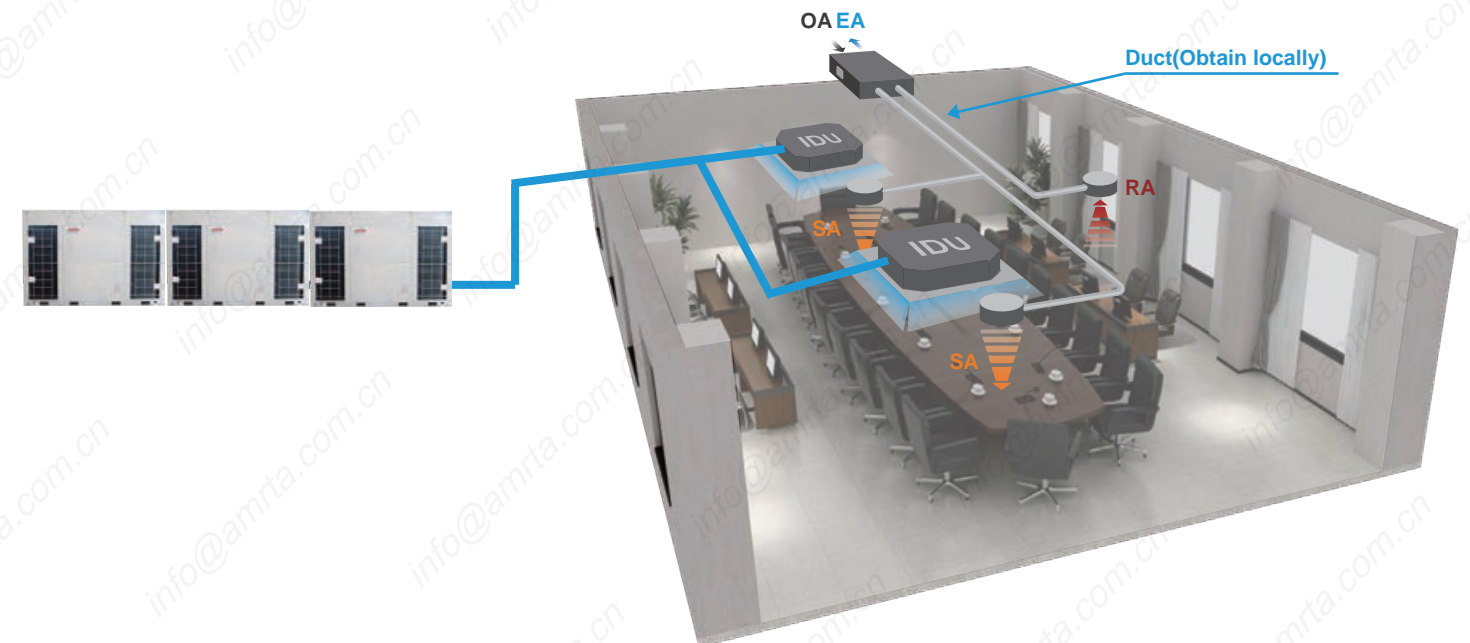
Remark: this mode is only available for HRV-200~1000.

Heat exchanging mode (Hi/Mid/Low fan speed can be chosen)

In this mode, supply air flow=exhaust air flow.

Auto mode

In this mode, the unit will run at heat exchange mode or by pass mode judged by outdoor temperature and indoor temperature with low speed air flow.



HRV



Specification-HRV

Model		AHRV-200/4	AHRV-300/4	AHRV-400/4	AHRV-500/4	AHRV-600/4	AHRV-800/4	AHRV-1000/4
Volume	m ³ /h	200	300	400	500	600	800	1000
	CFM	118	176	235	294	353	471	588
External static pressure	Pa	75	75	100	110	110	120	120
Electric Data	Power Supply	V~,Hz,Ph	220~240,50,1	220~240,50,1	220~240,50,1	220~240,50,1	220~240,50,1	220~240,50,1
	Power Input	W	65	130	200	220	220	410
Cooling	Temp. Efficiency	%	62	63	61	60	63	62
	Enthalpy Efficiency	%	56	56	56	54	55	54
Heating	Temp. Efficiency	%	72	71.5	71	70	72	71
	Enthalpy Efficiency	%	58	56	56	56	62	62
Noise Level	dB(A)	34	34.8	36	36	37.5	38.5	41.5
Net Dimension(WxDxH)	mm	660x580x264	744x599x270	744x804x270	828x904x264	824x904x270	1116x884x388	1116x1134x388
Flange	mm	¢ 144	¢ 144	¢ 144	¢ 194	¢ 194	¢ 243	¢ 243
Net Weight	kg	23	27	33	46	48	63	79
Stuffing Quantity	20/40/40H	unit	280/568/710	216/456/513	168/344/387	112/244/280	112/224/252	72/156/156

Specification-HRV

Model		AHRV-1500/5	AHRV-2000/5	AHRV-2500/5	AHRV-3000/5	AHRV-4000/5	AHRV-5000/5	
Volume	m ³ /h	1500	2000	2500	3000	4000	5000	
	CFM	882	1176	1471	1765	2353	2941	
External static pressure	Pa	160	170	180	200	220	240	
Electric Data	Power Supply	V~,Hz,Ph	380~415,50,3	380~415,50,3	380~415,50,3	380~415,50,3	380~415,50,3	
	Power Input	W	1000	1200	2000	2100	2400	3000
Cooling	Temp. Efficiency	%	62	60	62	64	64	64
	Enthalpy Efficiency	%	51	52	50	55	51	55
Heating	Temp. Efficiency	%	70.5	70	70	72	71	72
	Enthalpy Efficiency	%	62	63	63	64	64	65
Noise Level	dB(A)	51	53	55	57	64	64	
Net Dimension(WxDxH)	mm	1500x1200x540	1500x1200x540	1500x1200x540	1500x1200x540	1620x1330x990	1620x1330x990	
Flange	mm	320x300	320x300	320x300	320x300	323x253	500x690	
Net Weight	kg	173	186	200	270	300	320	
Stuffing Quantity	20/40/40H	unit	20/40/40	20/40/40	20/40/40	20/40/40	8/18/18	

Branch Pipe

Model	Appearance	Dimension	
		Gas side joints	Liquid side joints
AFG-00B			
AFG-12B			
AFG-24B			
AFG-34B			
AFG-50B			
AFG-64B			

Model	Packing Dimension(mm)	Gross Weight(kg)	Description
AFG-00B	300x95x40	0.31/0.35	A* < 8HP
AFG-12B	330x100x40	0.44/0.49	8HP ≤ A* ≤ 12HP
AFG-24B	370x115x45	0.71/0.77	12HP < A* ≤ 24HP
AFG-34B	440x140x50	1.11/1.20	24HP < A* ≤ 34HP
AFG-50B	480x160x65	1.65/1.76	34HP < A* ≤ 50HP
AFG-64B	480x160x65	1.88/1.98	50HP < A* ≤ 88HP

A*: The total capacity of indoor units which is connected to this branch joint