



LED Corn Light

BRIGHTEN YOUR LIFE

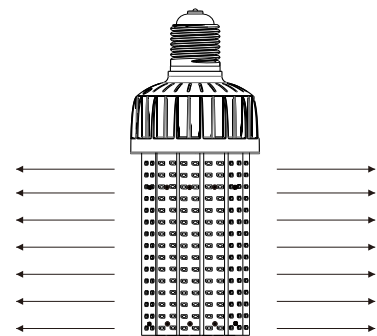
NEW LED TECHNOLOGY THAT ALLOWS THE
COEXISTENCE OF ENVIRONMENTAL
PROTECTION AND ENERGY SAVING

Benefits

1. MH/HPS/HID/MHL/CFL lamp retrofit
2. Screw Base Direct Install by bypass ballast
3. 100% Pure Aluminum Fins Heat Sink
4. Universal Base E26/E27/E39/E40
5. CE ROHS listed



BB-HJD-XXX




Features

1. Beam angle:360 degrees.
2. Aluminum fins heat sinks and active air exchanging cooling system in order to speed up heat dissipation.
3. It's major to replace the CFL/MH/HID/HPS.
4. Green, energy saving, long and reliable life of 50,000 hours.
5. No RF interference, No IR/UV radiation ,no mercury pollution.
6. Wide colour availability in degrees Kelvin(K),2700-6700K.
7. Streamline exterior design, beautiful appearance.
8. Environment friendly ,energy saving (70~80%).
9. Special circuit design, each LED work separately, avoiding the single broken LED influence problem.



Application

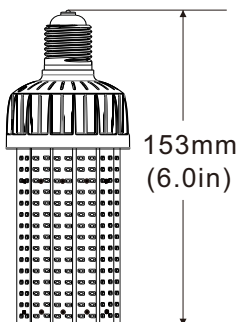
1. Sports Light/Post Top Light.
2. Flood Light/Pole Light.
3. Warehouse Lighting.
4. Roadway Light/Street Light/Billboard Light.
5. Other application roadway.



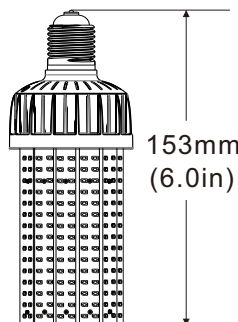
SPECIFICATIONS

Power	20W	30W	40W	60W	80W
Model	BB-HJD-20W-D	BB-HJD-30W-D	BB-HJD-40W-D	BB-HJD-60W-D	BB-HJD-80W-D
Luminous Flux	2400lm	3600lm	4800lm	7200lm	9600lm
Replacement	HPS 75W	HPS 100W	HPS 120W	HPS 200W	HPS 250W
Light Source	SMD LED				
Luminous Efficacy	>120lm/w				
Operation Temp.	-40 to +45°C				
CCT	2700K SW / 3000K WW / 4100K NW / 5000K DW / 5700K CW				
CRI	85				
Life Span	50,000 hours at 25°C				
Voltage	100-277VAC/50-60HZ 200-480VAC available				
Driver	Internal Power Supply				
Dimming	NO				
Beam Angle	360°				
Lamp Base	E26/E27/E39/E40				
PF	>0.95				
Warranty	3Years				

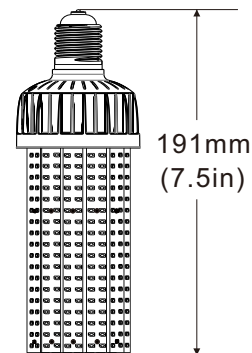
DIMENSIONAL DRAWING



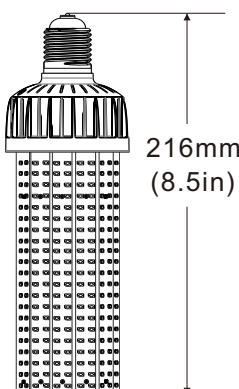
BB-HJD-20W-D



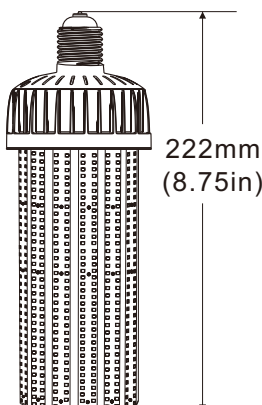
BB-HJD-30W-D



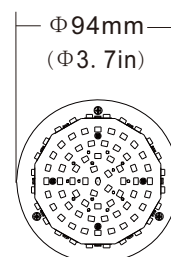
BB-HJD-40W-D



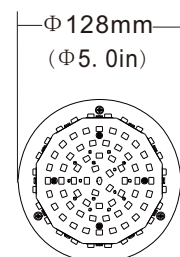
BB-HJD-60W-D



BB-HJD-80W-D

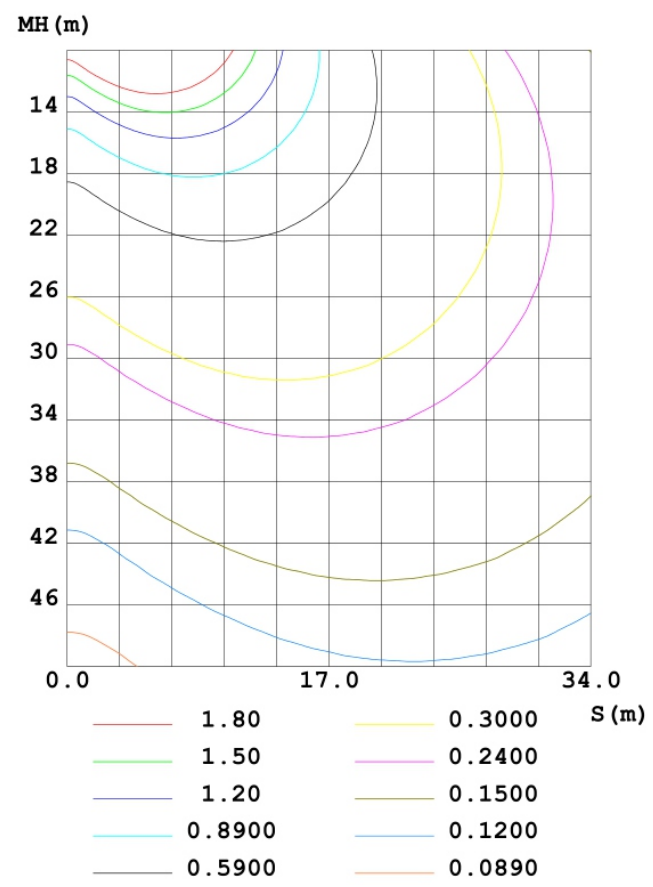
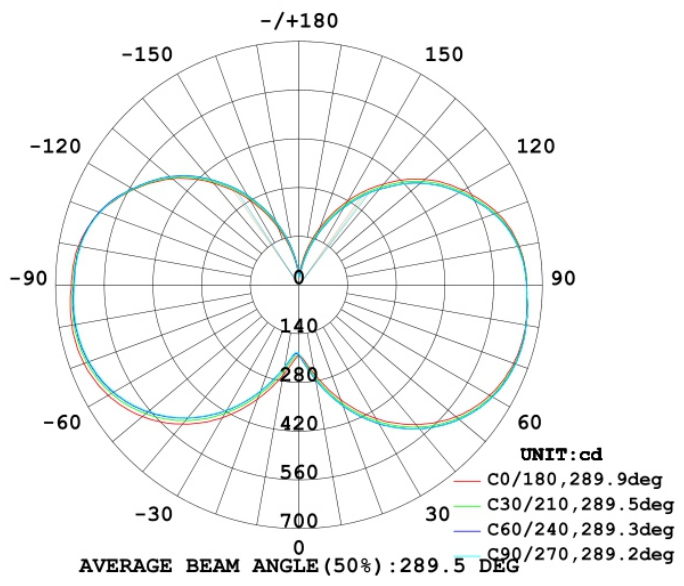


20W-60W



80W

LUMINOUS INTENSITY DISTRIBUTION



PROJECTS

By using our 60W LED Corn Bulb to replace 200W Metal Halide bulb for garden hall path lighting fixtures, the customer is now able to save a lot per month from his electric bill.



Replace
➔



60W LED = 200W MH

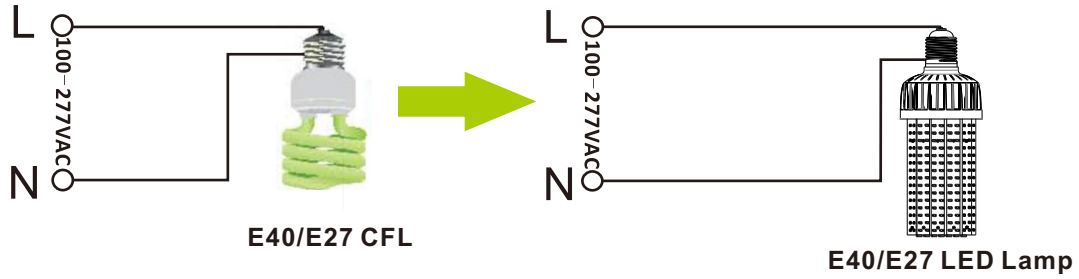
Note:

- Don't take the LED lamp apart.
- The LED lamp must work under the right voltage according to the specification.
- Must remove the Ballast, Capacitor, Ignitor before installing our LED Light.

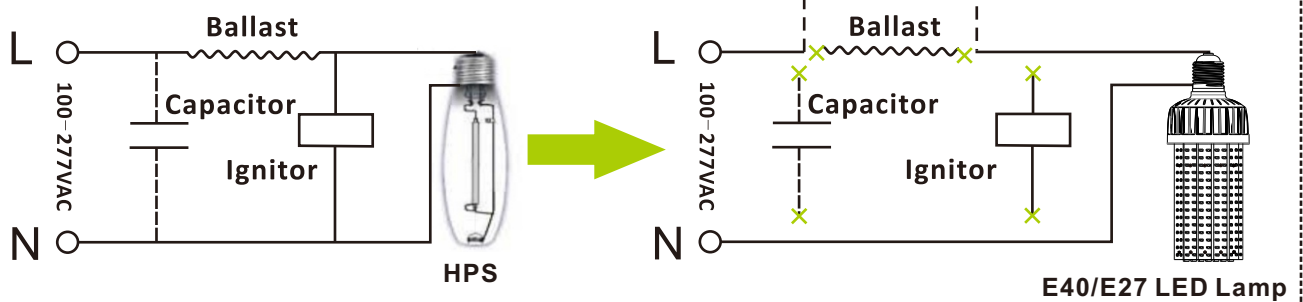
INSTALLATION

Normally. The traditional lamp has the ballast or capacitor or ignitor, like HPS, MH.

Replace E40/E27 CFL



Replace HPS/MH



1. Remove the Ballast, Capacitor, Ignitor
2. Only need to put the L (live wire), N (null line) connected to the external power supply

When LED Corn Light installed in enclosed fixture, please make sure fixture diameter enough big for heat dissipation.



PACKING INFO



Items	Packaging unit	Carton Size(mm) (L*W*H)	N.W	G.W	Volume weight
20-60W	15pcs/CTN	640*370*260mm	10.5kg	11.5kg	15.5kg
80W	12pcs/CTN	600*490*340mm	13.0kg	14.5kg	22.0kg