



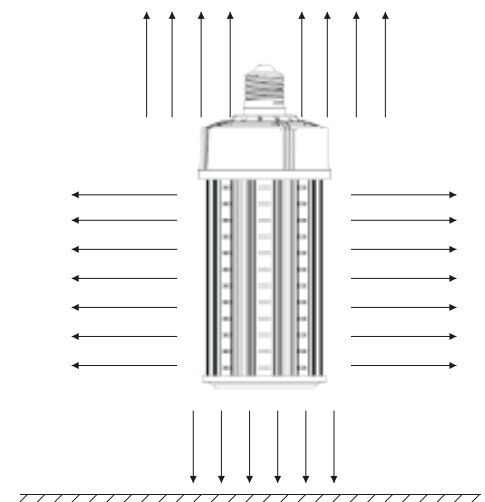
LED Corn Light

BRIGHTEN YOUR LIFE

NEW LED TECHNOLOGY THAT ALLOWS THE COEXISTENCE OF ENVIRONMENTAL PROTECTION AND ENERGY SAVING

Benefits

- 1.MH/HPS/HID/MHL/CFL lamp retrofit
- 2.Screw Base Direct Install by bypass ballast
- 3.100% Pure Aluminum Heat Sink
- 4.Universal Base E39/E40/Ex39 Avaiable
- 5.ETL CETL SAA TUV CE ROHS listed



BB-HJD-XXW-P


Features

1. Beam angle:360 degrees.
2. Aluminum heat sinks and active air exchanging cooling system in order to speed up heat dissipation.
3. It's major to replace the CFL/MH/HID/HPS.
4. Green, energy saving, long and reliable life of 50,000 hours.
5. No RF interference, No IR/UV radiation ,no mercury pollution.
6. Wide colour availability in degrees Kelvin(K),2700-6700K.
7. Streamline exterior design, beautiful appearance.
8. Environment friendly ,energy saving (70~80%).
9. Special circuit design, each LED work separately, avoiding the single broken LED influence problem.



Application

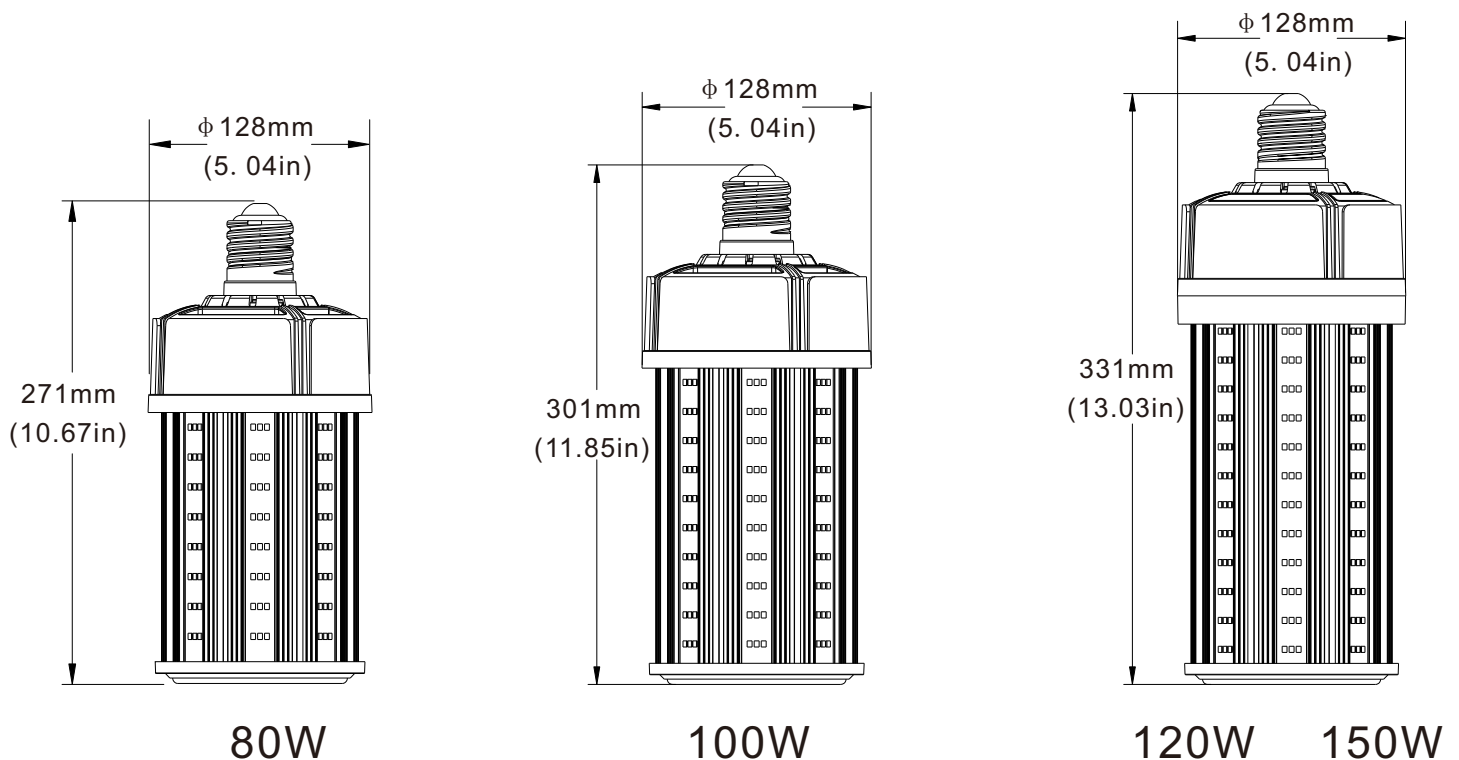
1. Sports Light/Post Top Light.
2. Flood Light/Pole Light.
3. High/Low Bay Light
4. Roadway Light/Street Light/Billboard Light.
5. Other application roadway.



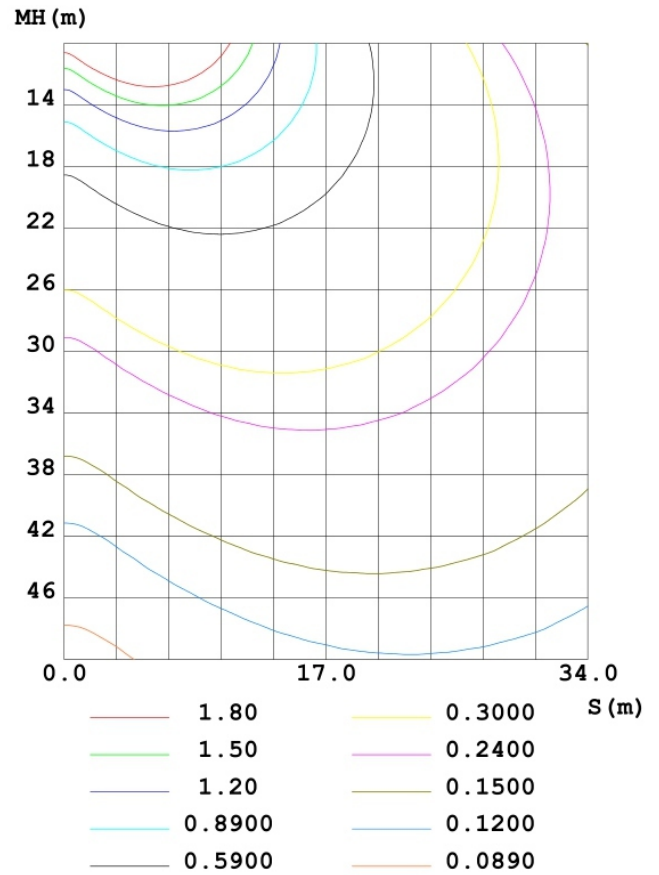
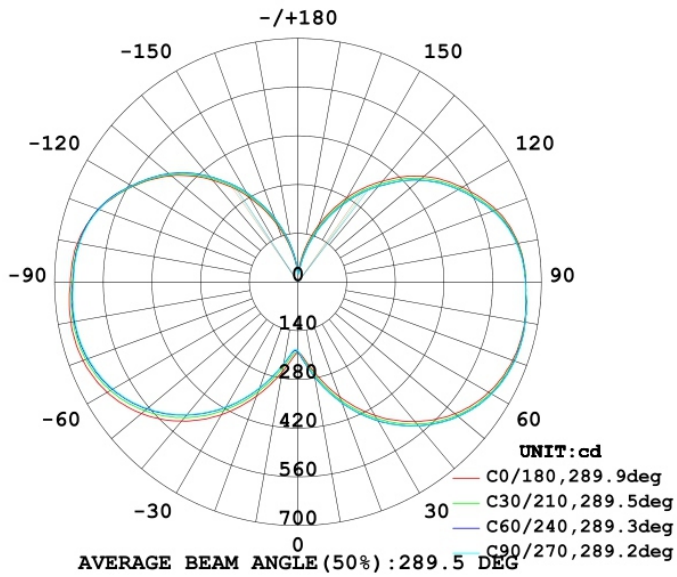
SPECIFICATIONS

Power	80W	100W	120W	150W
Model	BB-HJD-80W-P	BB-HJD-100W-P	BB-HJD-120W-P	BB-HJD-150W-P
Luminous Flux	10400lm	13000lm	15600lm	19500lm
Replacement	HPS 250W	HPS 300W	HPS 350W	HPS 400W
Light Source	SMD LED			
Luminous Efficacy	>130lm/w			
Operation Temp.	-40 to +45°C			
CCT	2700K SW / 3000K WW / 4100K NW / 5000K DW / 5700K CW			
CRI	85			
Life Span	50,000 hours at 25°C			
Voltage	100-277VAC/50-60HZ 200-480VAC available			
Driver	Internal Power Supply			
Dimming	NO			
Beam Angle	360°			
Lamp Base	E39/E40/Ex39; If you want the E26/E27, we can have an additional conversion lamp base.			
PF	>0.95			
Warranty	3/5Years			

DIMENSIONAL DRAWING



LUMINOUS INTENSITY DISTRIBUTION



PROJECTS

By using our 80W LED Corn Bulb to replace 250W Metal Halide bulb for garden hall path lighting fixtures, the customer is now able to save a lot per month from his electric bill.



Replace



80W LED = 250W MH

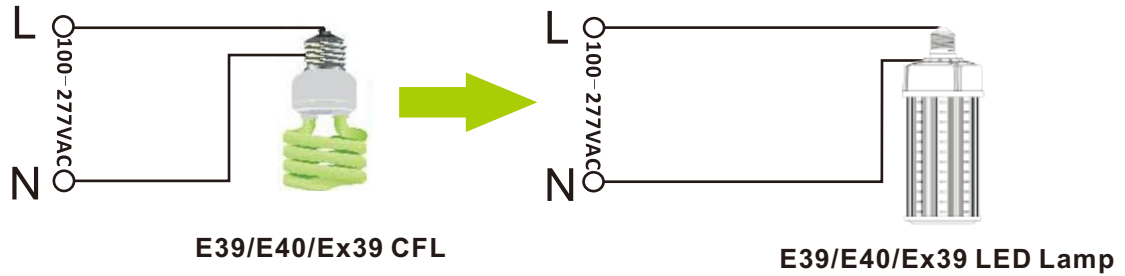
Note:

- Don't take the LED lamp apart.
- The LED lamp must work under the right voltage according to the specification.
- Must remove the Ballast, Capacitor, Ignitor before installing our LED Light.

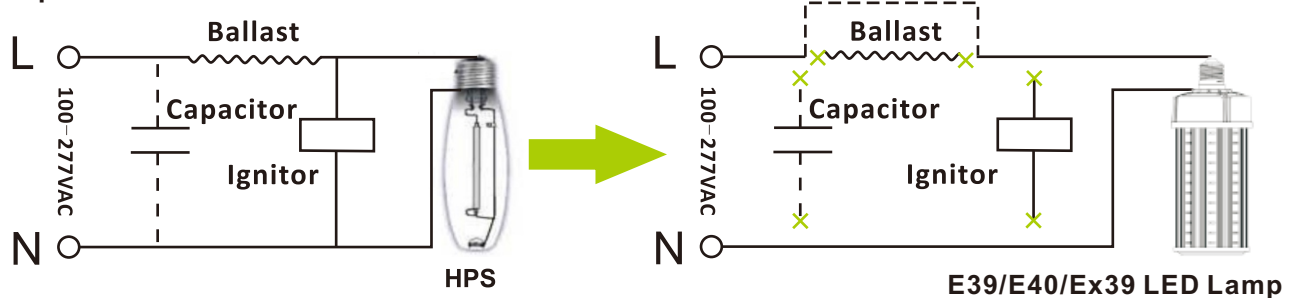
INSTALLATION

Normally. The traditional lamp has the ballast or capacitor or ignitor, like HPS, MH.

Replace E39/E40/Ex39 CFL

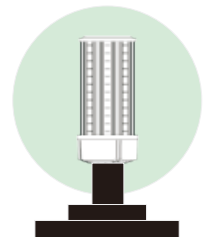


Replace HPS/MH



1. Remove the Ballast, Capacitor, Ignitor
2. Only need to put the L (live wire), N (null line) connected to the external power supply

When LED Corn Light installed in enclosed fixture, please make sure fixture diameter enough big for heat dissipation.



PACKING INFO



Items	Packaging unit	Carton Size(mm) (L*W*H)	N.W	G.W	Volume weight
80W-150W	1pc/CTN	157*157*365mm	1.5kg	2.0kg	2.2kg
80W-150W	12pcs/CTN	740*490*340mm	18.0kg	19.5kg	28.0kg