



E27/E40 LED Round Retrofit Kit

BRIGHTEN YOUR LIFE

NEW LED TECHNOLOGY THAT ALLOWS THE
COEXISTENCE OF ENVIRONMENTAL
PROTECTION AND ENERGY SAVING

Benefits

1. MH/HPS/HID/MHL/CFL lamp retrofit
2. Screw Base Direct Install by bypass ballast
3. 100% Die Casting Heat Sink
4. Universal Base E26/E27/E39/E40
5. ETL CETL CE ROHS listed



Bracket A
(external driver)



Bracket B
(external driver)




Bracket C
(internal driver)

BB-SDD-XXXD1


Features

1. Beam angle:120 degrees.
2. Aluminum fins heat sinks and active air exchanging cooling system in order to speed up heat dissipation.
3. It's major to replace the CFL/MH/HID/HPS.
4. Green, energy saving, long and reliable life of 50,000 hours.
5. No RF interference, No IR/UV radiation ,no mercury pollution.
6. Wide colour availability in degrees Kelvin(K),2700-6700K.
7. Streamline exterior design, beautiful appearance.
8. Environment friendly ,energy saving (70~80%).
9. Special circuit design, each LED work separately, avoiding the single broken LED influence problem.
- 10.New temperature protection module.



Application

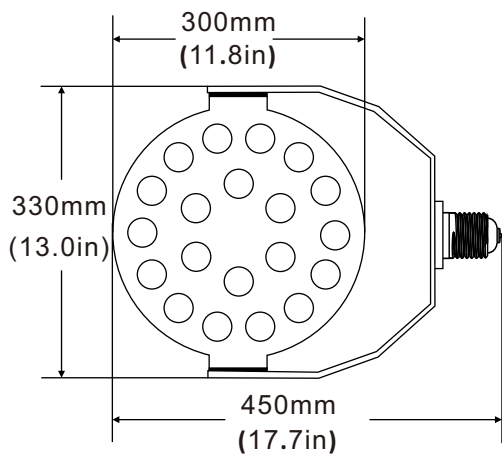
- 1.Area Light/Shoobox Light.
- 2.Wall Pack Light/Sports Light/Post Top Light.
- 3.Canopy Light/Garage Light/Ceiling Light.
- 4.Flood Light/Pole Light.
- 5.High/Low Bay Light.
- 6.Roadway Light/Street Light/Billboard Light.



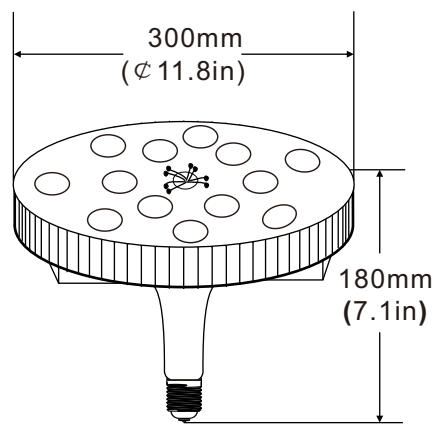
SPECIFICATIONS

Power	240W	300W
Model	BB-SDD-240WD1	BB-SDD-300WD1
Luminous Flux	31200lm	39000lm
Replacement	HPS 700W	HPS 1000W
DLC certification (only -E39)	Pending	Y
Bracket	A:Horizontal bracket (external driver); B:Vertical bracket (external driver); C:Suspended bracket (internal driver)	
Light Source	SMD LED	
Luminous Efficacy	>130lm/w	
Operation Temp.	-40 to +45°C	
CCT	2700K SW / 3000K WW / 4100K NW / 5000K DW / 5700K CW	
CRI	85	
Life Span	50,000 hours at 25°C	
Voltage	(BB-SDD-XXX)100-277VAC/50-60HZ (BB-SDD-XXX-HV)200-480VAC	
Driver	UL listed dimmable power supply	
Dimming	3 in 1 Dimming Driver(1-10VDC,10V PWM signal ,resistance)	
Beam Angle	120°	
Lamp Base	E26/E27/E39/E40	
PF	>0.95	
Warranty	5Years	

DIMENSIONAL DRAWING



Bracket A
(external driver)

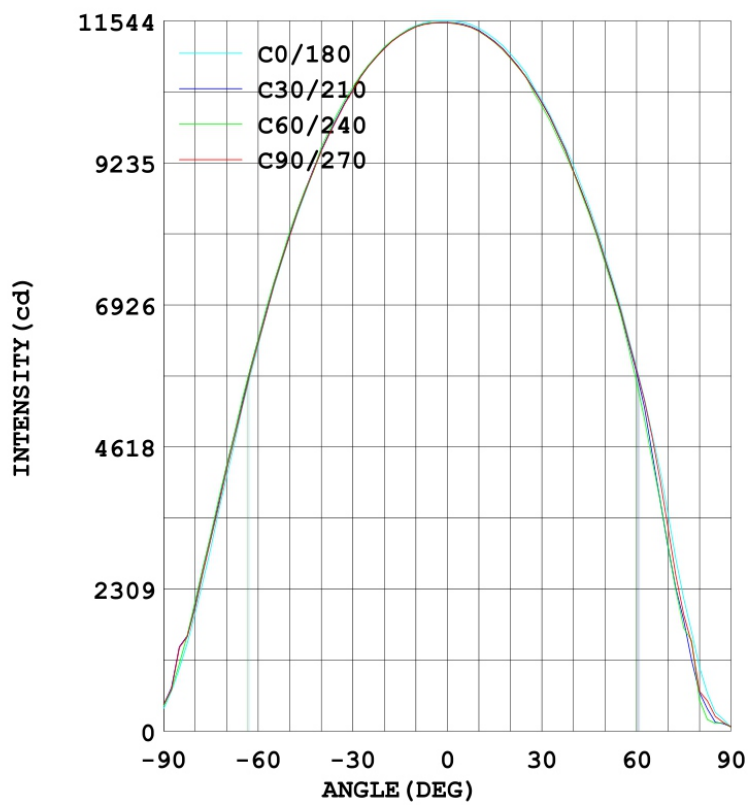
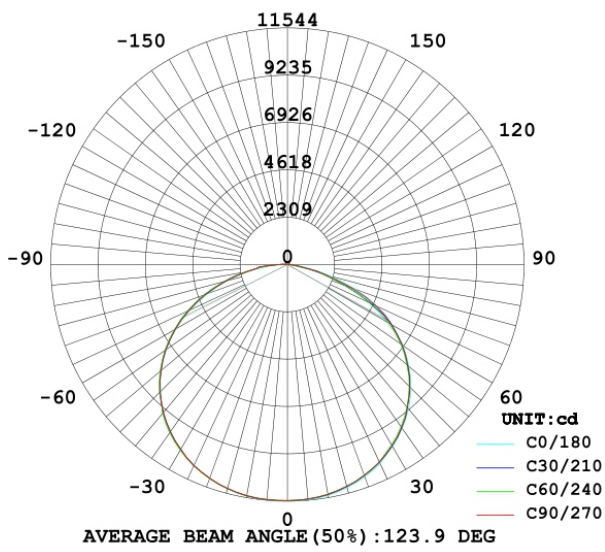


Bracket B
(external driver)



Bracket C
(internal driver)

LUMINOUS INTENSITY DISTRIBUTION



PROJECTS

By using our 300W E40 retrofit kit to replace 1000W Metal Halide bulb for outdoor parking lot shoebox fixtures, the customer is now able to save a lot per month from his electric bill.



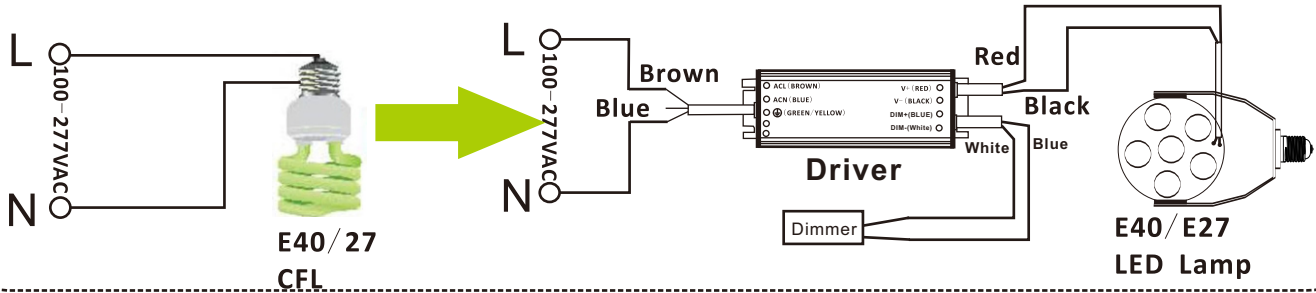
Note:

- Don't take the LED lamp apart.
- The LED lamp must work under the right voltage according to the specification.
- Must remove the Ballast, Capacitor, Ignitor before installing our LED Light.

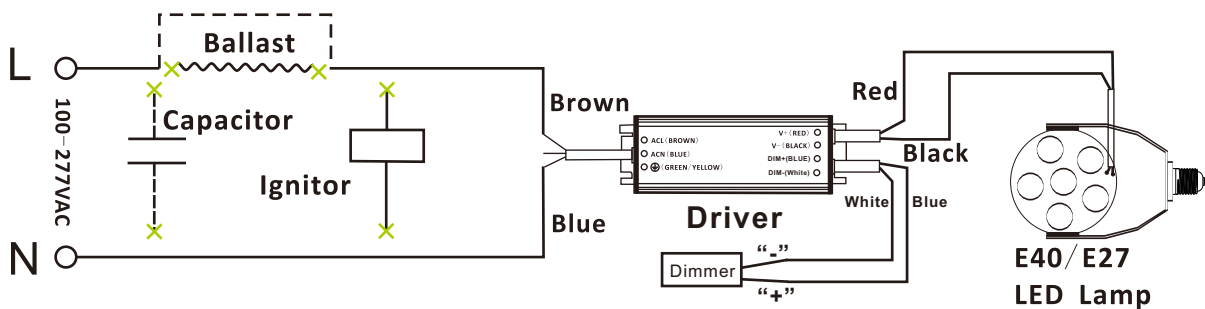
INSTALLATION

Normally. The traditional lamp has the ballast or capacitor or ignitor, like HPS, MH.

Replace E40/ E27 CFL



Replace HPS/MH



1. Remove the Ballast, Capacitor, Ignitor
2. Only need to put the L (live wire), N (null line) connected to the external power supply

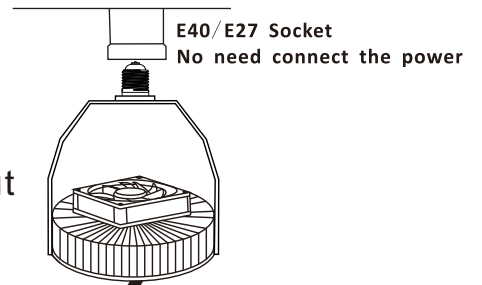
Please notice the Lamp you received have to connect the External Driver (like above) before you turn on the Power (Electricity)!! Otherwise the lamp will Buming-out if you don't connect the External Power Supply!!

100-277VAC Input

ACL (Brown)
ACN (Blue)
Green/Yellow It's For Ground Electrode



Driver



PACKING INFO



Items	Packaging unit	Carton Size(mm) (L*W*H)	N.W	G.W	Volume weight
240-300W	3pc/CTN	510*365*365mm	7.5kg	9.0kg	18.0kg